



SZABO SCANDIC

Part of Europa Biosite

Produktinformation



Forschungsprodukte & Biochemikalien



Zellkultur & Verbrauchsmaterial



Diagnostik & molekulare Diagnostik



Laborgeräte & Service

Weitere Information auf den folgenden Seiten!
See the following pages for more information!



Lieferung & Zahlungsart

siehe unsere [Liefer- und Versandbedingungen](#)

Zuschläge

- Mindermengenzuschlag
- Trockeneiszuschlag
- Gefahrgutzuschlag
- Expressversand

SZABO-SCANDIC HandelsgmbH

Quellenstraße 110, A-1100 Wien

T. +43(0)1 489 3961-0

F. +43(0)1 489 3961-7

mail@szabo-scandic.com

www.szabo-scandic.com

[linkedin.com/company/szaboscandic](https://www.linkedin.com/company/szaboscandic) 

TGFB2 & APP Protein Protein Interaction Antibody Pair

Catalog # : DI0056

規格 : [1 Set]

List All

Specification

Product Description: This protein protein interaction antibody pair set comes with two antibodies to detect the protein-protein interaction, one against the TGFB2 protein, and the other against the APP protein for use in *in situ* Proximity Ligation Assay. See Publication Reference below.

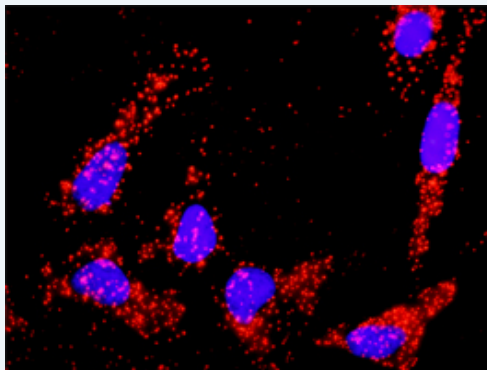
Application Image

In situ Proximity Ligation Assay (Cell)



Reactivity: Human

Quality Control Testing: Protein protein interaction immunofluorescence result.



Representative image of Proximity Ligation Assay of protein-protein interactions between TGFB2 and APP. HeLa cells were stained with anti-TGFB2 rabbit purified polyclonal antibody 1:1200 and anti-APP mouse monoclonal antibody 1:50. Each red dot represents the detection of protein-protein interaction complex. The images were analyzed using an optimized freeware ([BlobFinder](#)) download from The Centre for Image Analysis at Uppsala University.

Supplied Product: Antibody pair set content:
 1. TGFB2 rabbit purified polyclonal antibody (20 ug)
 2. APP mouse monoclonal antibody (40 ug)
 *Reagents are sufficient for at least 30-50 assays using recommended protocols.

Storage Instruction: Store reagents of the antibody pair set at -20°C or lower. Please aliquot to avoid repeated freeze thaw cycle. Reagents should be returned to -

20°C storage immediately after use.

MSDS:  [Download](#)

Publication Reference

1. [An analysis of protein-protein interactions in cross-talk pathways reveals CRKL as a novel prognostic marker in hepatocellular carcinoma.](#)
Liu CH, Chen TC, Chau GY, Jan YH, Chen CH, Hsu CN, Lin KT, Juang YL, Lu PJ, Cheng HC, Chen MH, Chang CF, Ting YS, Kao CY, Hsiao M, Huang CY. Mol Cell Proteomics. 2013 Feb 8. [Epub ahead of print]

Applications

In situ Proximity Ligation Assay (Cell)

[APP](#) [TGFB2](#)

Gene Information

Entrez GeneID: [7042](#)

Gene Name: TGFB2

Gene Alias: MGC116892,TGF-beta2

Gene Description: transforming growth factor, beta 2

Omim ID: [190220](#)

Gene Ontology: [Hyperlink](#)

Other Designations: OTTHUMP00000037528

Gene Information

Entrez GeneID: [351](#)

Gene Name: APP

Gene Alias: AAA,ABETA,ABPP,AD1,APPI,CTFgamma,CVAP,PN2

Gene Description: amyloid beta (A4) precursor protein

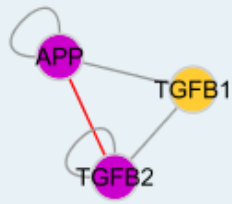
Omim ID: [104760](#), [605714](#)

Gene Ontology: [Hyperlink](#)

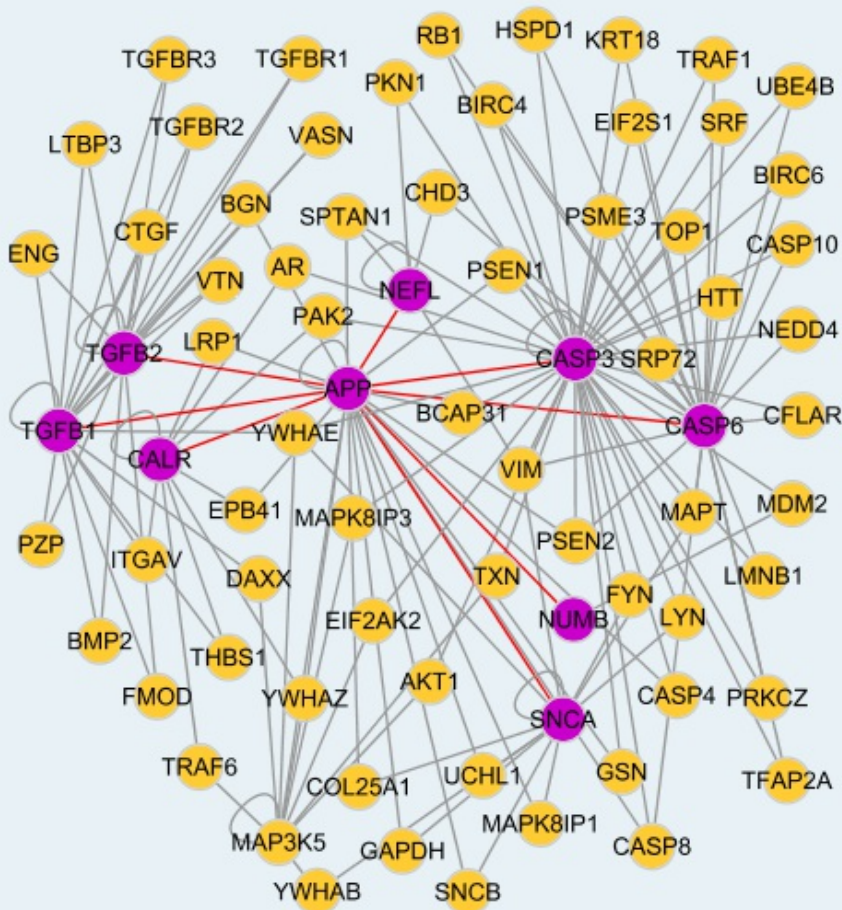
Gene Summary: This gene encodes a cell surface receptor and transmembrane precursor protein that is cleaved by secretases to form a number of peptides. Some of these peptides are secreted and can bind to the acetyltransferase complex APBB1/TIP60 to promote transcriptional activation, while others form the protein basis of the amyloid plaques found in the brains of patients with Alzheimer disease. Mutations in this gene have been implicated in autosomal dominant Alzheimer disease and cerebroarterial amyloidosis (cerebral amyloid angiopathy). Multiple transcript variants encoding several different isoforms have been found for this gene. [provided by RefSeq]

Other Designations: A4 amyloid protein,amyloid beta A4 protein,amyloid-beta protein,beta-amyloid peptide,cerebral vascular amyloid peptide,peptidase nexin-II,protease nexin-II

Interactome 1



Interactome 2



[服務條款](#) | [隱私權政策](#) | [著作及商標](#) | [網站地圖](#)

©2016 亞諾法生技股份有限公司 Abnova Corporation. 版權所有.