



# SZABO SCANDIC

Part of Europa Biosite

## Produktinformation



Forschungsprodukte & Biochemikalien



Zellkultur & Verbrauchsmaterial



Diagnostik & molekulare Diagnostik



Laborgeräte & Service

Weitere Information auf den folgenden Seiten!  
See the following pages for more information!



### Lieferung & Zahlungsart

siehe unsere [Liefer- und Versandbedingungen](#)

### Zuschläge

- Mindermengenzuschlag
- Trockeneiszuschlag
- Gefahrgutzuschlag
- Expressversand

### SZABO-SCANDIC HandelsgmbH

Quellenstraße 110, A-1100 Wien

T. +43(0)1 489 3961-0

F. +43(0)1 489 3961-7

[mail@szabo-scandic.com](mailto:mail@szabo-scandic.com)

[www.szabo-scandic.com](http://www.szabo-scandic.com)

[linkedin.com/company/szaboscandic](https://www.linkedin.com/company/szaboscandic) 

## TRAF2 & CHUK Protein Protein Interaction Antibody Pair

Catalog # : DI0098

規格 : [ 1 Set ]

List All

### Specification

**Product Description:** This protein protein interaction antibody pair set comes with two antibodies to detect the protein-protein interaction, one against the TRAF2 protein, and the other against the CHUK protein for use in *in situ* Proximity Ligation Assay. See Publication Reference below.

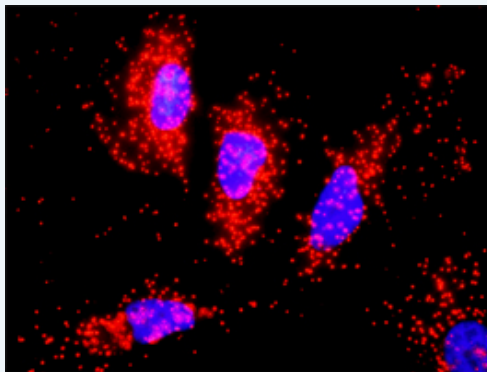
### Application Image

*In situ* Proximity Ligation Assay (Cell)



**Reactivity:** Human

**Quality Control Testing:** Protein protein interaction immunofluorescence result.



Representative image of Proximity Ligation Assay of protein-protein interactions between TRAF2 and CHUK. HeLa cells were stained with anti-TRAF2 rabbit purified polyclonal antibody 1:1200 and anti-CHUK mouse monoclonal antibody 1:50. Each red dot represents the detection of protein-protein interaction complex. The images were analyzed using an optimized freeware ([BlobFinder](#)) download from The Centre for Image Analysis at Uppsala University.

**Supplied Product:** Antibody pair set content:  
 1. TRAF2 rabbit purified polyclonal antibody (20 ug)  
 2. CHUK mouse monoclonal antibody (40 ug)  
 \*Reagents are sufficient for at least 30-50 assays using recommended protocols.

**Storage Instruction:** Store reagents of the antibody pair set at -20°C or lower. Please aliquot to avoid repeated freeze thaw cycle. Reagents should be returned to -

20°C storage immediately after use.

MSDS:

 [Download](#)

### Publication Reference

1. [An analysis of protein-protein interactions in cross-talk pathways reveals CRKL as a novel prognostic marker in hepatocellular carcinoma.](#)  
Liu CH, Chen TC, Chau GY, Jan YH, Chen CH, Hsu CN, Lin KT, Juang YL, Lu PJ, Cheng HC, Chen MH, Chang CF, Ting YS, Kao CY, Hsiao M, Huang CY. Mol Cell Proteomics. 2013 Feb 8. [Epub ahead of print]

### Applications

#### *In situ* Proximity Ligation Assay (Cell)

[CHUK](#) [TRAF2](#)

### Gene Information

Entrez GeneID: [7186](#)

Gene Name: TRAF2

Gene Alias: MGC:45012,TRAP,TRAP3

Gene Description: TNF receptor-associated factor 2

Omim ID: [601895](#)

Gene Ontology: [Hyperlink](#)

**Gene Summary:** The protein encoded by this gene is a member of the TNF receptor associated factor (TRAF) protein family. TRAF proteins associate with, and mediate the signal transduction from members of the TNF receptor superfamily. This protein directly interacts with TNF receptors, and forms a heterodimeric complex with TRAF1. This protein is required for TNF-alpha-mediated activation of MAPK8/JNK and NF-kappaB. The protein complex formed by this protein and TRAF1 interacts with the inhibitor-of-apoptosis proteins (IAPs), and functions as a mediator of the anti-apoptotic signals from TNF receptors. The interaction of this protein with TRADD, a TNF receptor associated apoptotic signal transducer, ensures the recruitment of IAPs for the direct inhibition of caspase activation. BIRC2/c-IAP1, an apoptosis inhibitor possessing ubiquitin ligase activity, can ubiquitinate and induce the degradation of this protein, and thus potentiate TNF-induced apoptosis. Multiple alternatively spliced transcript variants have been found for this gene, but the biological validity of only one transcript has been determined. [provided by RefSeq]

Other Designations: OTTHUMP00000022625,OTTHUMP00000064745,tumor necrosis factor type 2 receptor associated protein 3

### Gene Information

Entrez GeneID: [1147](#)

Gene Name: CHUK

Gene Alias: IKBKA,IKK-alpha,IKK1,IKKA,NFKBIKA,TCF16

Gene Description: conserved helix-loop-helix ubiquitous kinase

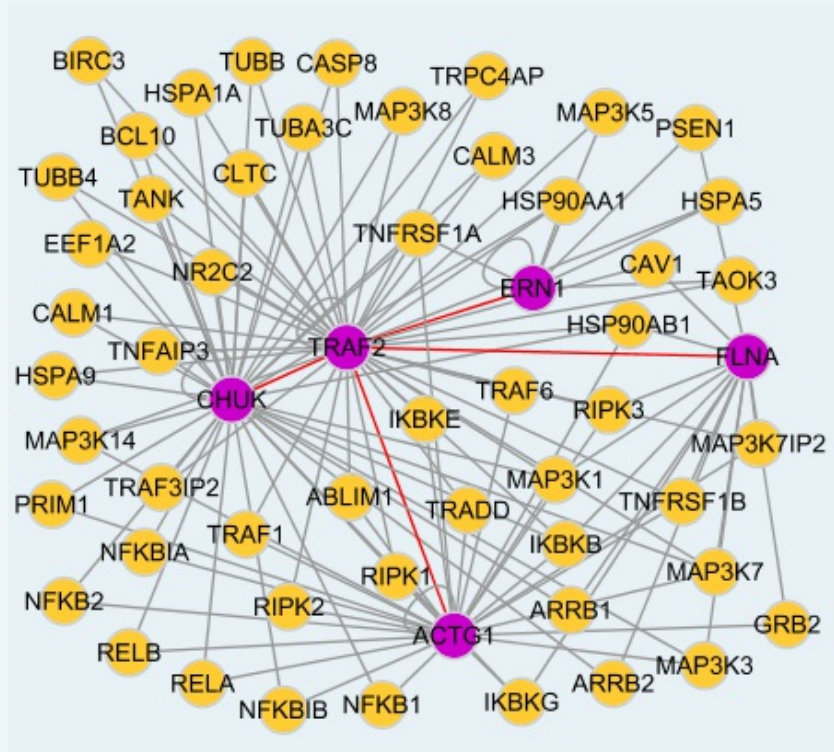
Omim ID: [600664](#)

**Gene Ontology:** [Hyperlink](#)

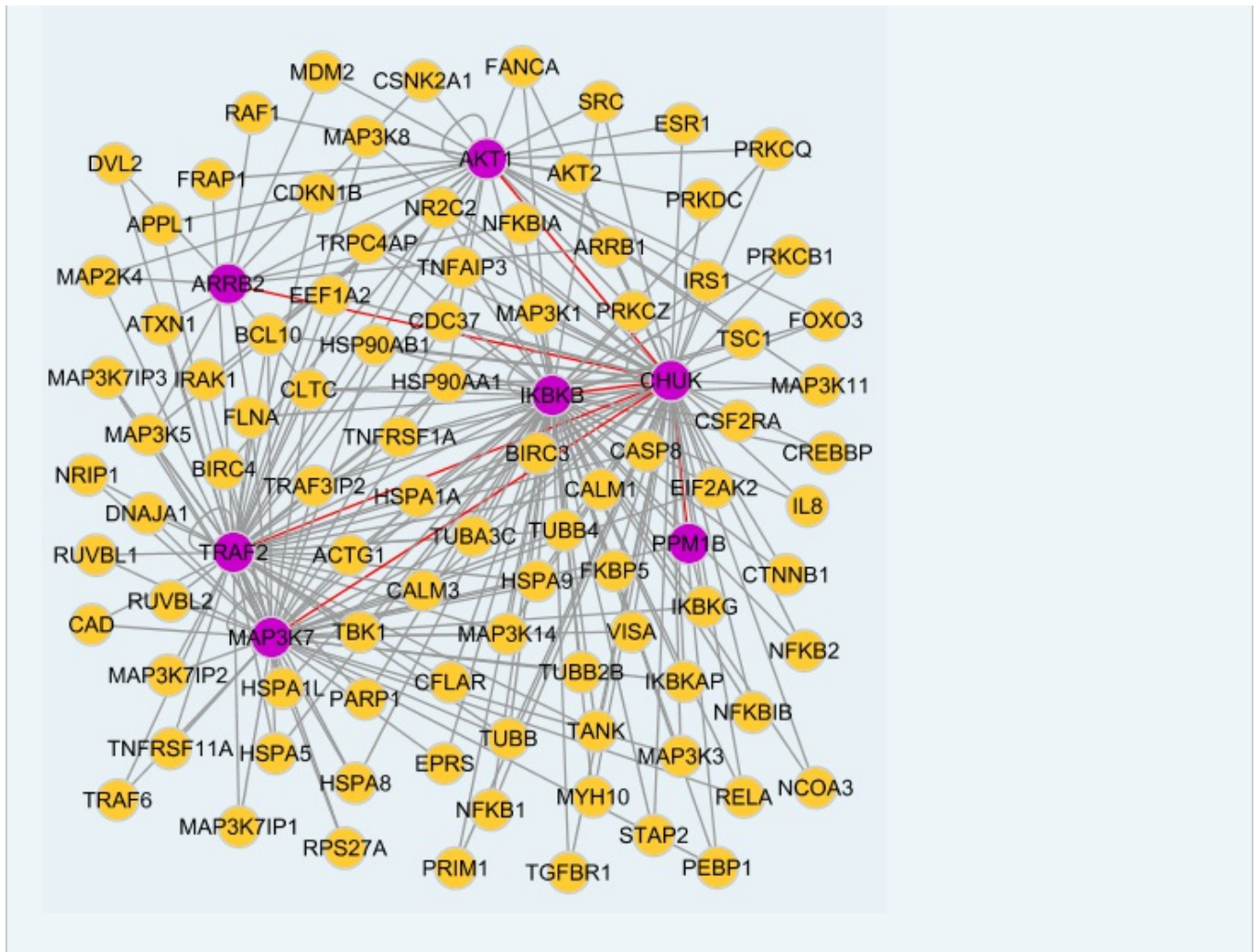
**Gene Summary:** This gene encodes a member of the serine/threonine protein kinase family. The encoded protein, a component of a cytokine-activated protein complex that is an inhibitor of the essential transcription factor NF-kappa-B complex, phosphorylates sites that trigger the degradation of the inhibitor via the ubiquination pathway, thereby activating the transcription factor. [provided by RefSeq]

**Other Designations:** I-kappa-B kinase 1,I-kappa-B kinase-alpha,IKK-a kinase,IkB kinase alpha subunit,Nuclear factor NFkappaB inhibitor kinase alpha,OTTHUMP00000020273,conserved helix-loop ubiquitous kinase

### Interactome 1



### Interactome 2



[服務條款](#) | [隱私權政策](#) | [著作及商標](#) | [網站地圖](#)

©2016 亞諾法生技股份有限公司 Abnova Corporation. 版權所有.