



# SZABO SCANDIC

Part of Europa Biosite

## Produktinformation



Forschungsprodukte & Biochemikalien



Zellkultur & Verbrauchsmaterial



Diagnostik & molekulare Diagnostik



Laborgeräte & Service

Weitere Information auf den folgenden Seiten!  
See the following pages for more information!



### Lieferung & Zahlungsart

siehe unsere [Liefer- und Versandbedingungen](#)

### Zuschläge

- Mindermengenzuschlag
- Trockeneiszuschlag
- Gefahrgutzuschlag
- Expressversand

### SZABO-SCANDIC HandelsgmbH

Quellenstraße 110, A-1100 Wien

T. +43(0)1 489 3961-0

F. +43(0)1 489 3961-7

[mail@szabo-scandic.com](mailto:mail@szabo-scandic.com)

[www.szabo-scandic.com](http://www.szabo-scandic.com)

[linkedin.com/company/szaboscandic](https://www.linkedin.com/company/szaboscandic) 

## GAB1 & SOS1 Protein Protein Interaction Antibody Pair

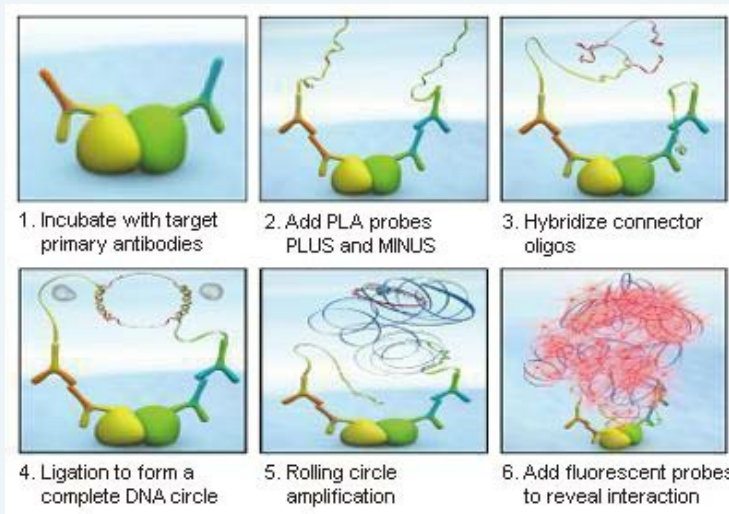
Catalog # : DI0185

規格 : [ 1 Set ]

List All

### Specification

**Product Description:** This protein protein interaction antibody pair set comes with two antibodies to detect the protein-protein interaction, one against the GAB1 protein, and the other against the SOS1 protein for use in *in situ* Proximity Ligation Assay. See Publication Reference below.

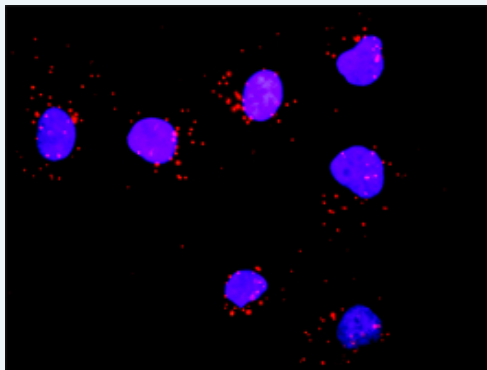


### Application Image

*In situ* Proximity Ligation Assay (Cell)

**Reactivity:** Human

**Quality Control Testing:** Protein protein interaction immunofluorescence result.



Representative image of Proximity Ligation Assay of protein-protein interactions between GAB1 and SOS1. Mahlavu cells were stained with anti-GAB1 rabbit purified polyclonal antibody 1:1200 and anti-SOS1 mouse monoclonal antibody 1:50. Each red dot represents the detection of protein-protein interaction complex. The images were analyzed using an optimized freeware ([BlobFinder](#)) download from The Centre for Image Analysis at Uppsala University.

**Supplied Product:** Antibody pair set content:  
 1. GAB1 rabbit purified polyclonal antibody (20 ug)  
 2. SOS1 mouse monoclonal antibody (40 ug)  
 \*Reagents are sufficient for at least 30-50 assays using recommended protocols.

**Storage Instruction:** Store reagents of the antibody pair set at -20°C or lower. Please aliquot to avoid repeated freeze thaw cycle. Reagents should be returned to -

20°C storage immediately after use.

MSDS:  [Download](#)

### Publication Reference

1. [An analysis of protein-protein interactions in cross-talk pathways reveals CRKL as a novel prognostic marker in hepatocellular carcinoma.](#)  
Liu CH, Chen TC, Chau GY, Jan YH, Chen CH, Hsu CN, Lin KT, Juang YL, Lu PJ, Cheng HC, Chen MH, Chang CF, Ting YS, Kao CY, Hsiao M, Huang CY. Mol Cell Proteomics. 2013 Feb 8. [Epub ahead of print]

### Applications

#### *In situ* Proximity Ligation Assay (Cell)

[GAB1](#) [SOS1](#)

### Gene Information

Entrez GeneID: [2549](#)

Gene Name: GAB1

Gene Alias: -

Gene Description: GRB2-associated binding protein 1

Omim ID: [604439](#)

Gene Ontology: [Hyperlink](#)

**Gene Summary:** The protein encoded by this gene is a member of the IRS1-like multisubstrate docking protein family. It is an important mediator of branching tubulogenesis and plays a central role in cellular growth response, transformation and apoptosis. Two transcript variants encoding different isoforms have been found for this gene. [provided by RefSeq]

Other Designations: -

### Gene Information

Entrez GeneID: [6654](#)

Gene Name: SOS1

Gene Alias: GF1,GGF1,GINGF,HGF,NS4

Gene Description: son of sevenless homolog 1 (Drosophila)

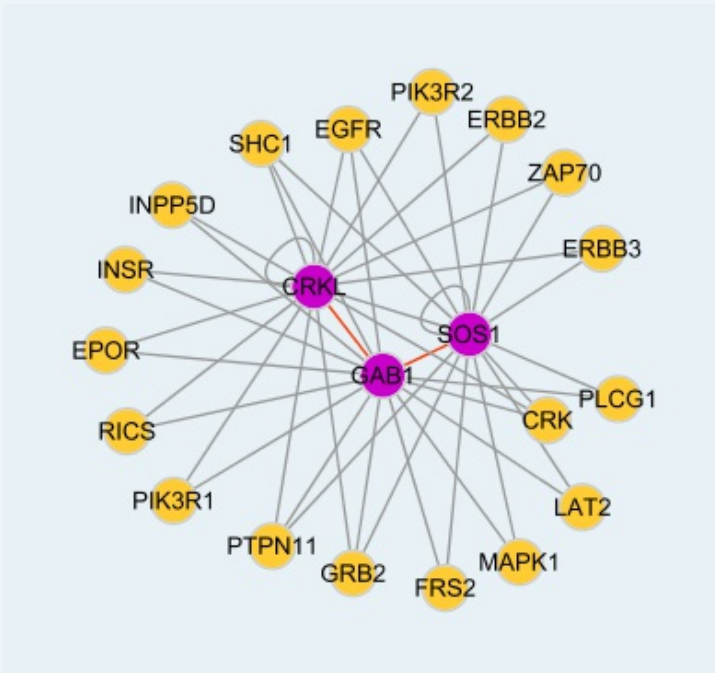
Omim ID: [135300](#), [182530](#), [610733](#)

Gene Ontology: [Hyperlink](#)

**Gene Summary:** This gene encodes a protein that is a guanine nucleotide exchange factor for RAS proteins, membrane proteins that bind guanine nucleotides and participate in signal transduction pathways. GTP binding activates and GTP hydrolysis inactivates RAS proteins. The product of this gene may regulate RAS proteins by facilitating the exchange of GTP for GDP. Mutations in this gene are associated with gingival fibromatosis 1 and Noonan syndrome type 4. [provided by RefSeq]

**Other Designations:** OTTHUMP00000128306,gingival fibromatosis, hereditary, 1,guanine nucleotide exchange factor,son of sevenless homolog 1

**Interactome 1**



**Interactome 2**

