



# SZABO SCANDIC

Part of Europa Biosite

## Produktinformation



Forschungsprodukte & Biochemikalien



Zellkultur & Verbrauchsmaterial



Diagnostik & molekulare Diagnostik



Laborgeräte & Service

Weitere Information auf den folgenden Seiten!  
See the following pages for more information!



### Lieferung & Zahlungsart

siehe unsere [Liefer- und Versandbedingungen](#)

### Zuschläge

- Mindermengenzuschlag
- Trockeneiszuschlag
- Gefahrgutzuschlag
- Expressversand

### SZABO-SCANDIC HandelsgmbH

Quellenstraße 110, A-1100 Wien

T. +43(0)1 489 3961-0

F. +43(0)1 489 3961-7

[mail@szabo-scandic.com](mailto:mail@szabo-scandic.com)

[www.szabo-scandic.com](http://www.szabo-scandic.com)

[linkedin.com/company/szaboscandic](https://www.linkedin.com/company/szaboscandic) 

## EGFR & PIK3R3 Protein Protein Interaction Antibody Pair

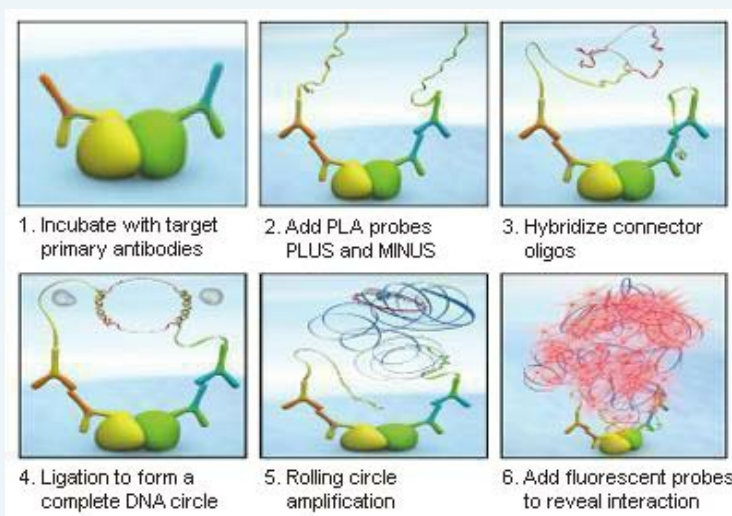
Catalog # : DI0245

規格 : [ 1 Set ]

List All

### Specification

**Product Description:** This protein protein interaction antibody pair set comes with two antibodies to detect the protein-protein interaction, one against the EGFR protein, and the other against the PIK3R3 protein for use in *in situ* Proximity Ligation Assay. See Publication Reference below.

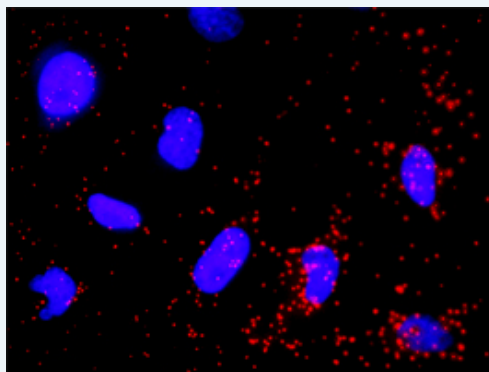


### Application Image

*In situ* Proximity Ligation Assay (Cell)

**Reactivity:** Human

**Quality Control Testing:** Protein protein interaction immunofluorescence result.



Representative image of Proximity Ligation Assay of protein-protein interactions between EGFR and PIK3R3. HeLa cells were stained with anti-EGFR rabbit purified polyclonal antibody 1:1200 and anti-PIK3R3 mouse monoclonal antibody 1:50. Each red dot represents the detection of protein-protein interaction complex. The images were analyzed using an optimized freeware ([BlobFinder](#)) download from The Centre for Image Analysis at Uppsala University.

**Supplied Product:** Antibody pair set content:  
 1. EGFR rabbit purified polyclonal antibody (20 ug)  
 2. PIK3R3 mouse monoclonal antibody (40 ug)  
 \*Reagents are sufficient for at least 30-50 assays using recommended protocols.

**Storage Instruction:** Store reagents of the antibody pair set at -20°C or lower. Please aliquot to avoid repeated freeze thaw cycle. Reagents should be returned to -

20°C storage immediately after use.

MSDS:  [Download](#)

## Publication Reference

1. [An analysis of protein-protein interactions in cross-talk pathways reveals CRKL as a novel prognostic marker in hepatocellular carcinoma.](#)  
Liu CH, Chen TC, Chau GY, Jan YH, Chen CH, Hsu CN, Lin KT, Juang YL, Lu PJ, Cheng HC, Chen MH, Chang CF, Ting YS, Kao CY, Hsiao M, Huang CY. Mol Cell Proteomics. 2013 Feb 8. [Epub ahead of print]

## Applications

### *In situ* Proximity Ligation Assay (Cell)

[EGFR](#) [PIK3R3](#)

## Gene Information

Entrez GeneID: [1956](#)

Gene Name: EGFR

Gene Alias: ERBB,ERBB1,HER1,PIG61,mENA

Gene Description: epidermal growth factor receptor (erythroblastic leukemia viral (v-erb-b) oncogene homolog, avian)

Omim ID: [131550](#), [211980](#)

Gene Ontology: [Hyperlink](#)

**Gene Summary:** The protein encoded by this gene is a transmembrane glycoprotein that is a member of the protein kinase superfamily. This protein is a receptor for members of the epidermal growth factor family. EGFR is a cell surface protein that binds to epidermal growth factor. Binding of the protein to a ligand induces receptor dimerization and tyrosine autophosphorylation and leads to cell proliferation. Mutations in this gene are associated with lung cancer. [provided by RefSeq]

**Other Designations:** avian erythroblastic leukemia viral (v-erb-b) oncogene homolog, cell growth inhibiting protein 40, cell proliferation-inducing protein 61, epidermal growth factor receptor

## Gene Information

Entrez GeneID: [8503](#)

Gene Name: PIK3R3

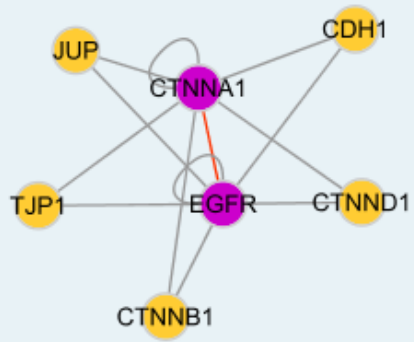
Gene Alias: DKFZp686P05226, FLJ41892, p55, p55-GAMMA

Gene Description: phosphoinositide-3-kinase, regulatory subunit 3 (gamma)

Omim ID: [606076](#)

Gene Ontology: [Hyperlink](#)

**Other Designations:** 100% homology to SWISS-PROT Q92569, OTTHUMP0000009783, OTTHUMP0000009786, phosphatidylinositol 3-kinase, regulatory subunit, polypeptide 3 (p55, gamma), phosphoinositide-3-kinase, regulatory subunit 3 (p55, gamma), phosphoinositide-3-kinase, regulatory subun



[服務條款](#) | [隱私權政策](#) | [著作及商標](#) | [網站地圖](#)

©2016 亞諾法生技股份有限公司 Abnova Corporation. 版權所有.