



# SZABO SCANDIC

Part of Europa Biosite

## Produktinformation



Forschungsprodukte & Biochemikalien



Zellkultur & Verbrauchsmaterial



Diagnostik & molekulare Diagnostik



Laborgeräte & Service

Weitere Information auf den folgenden Seiten!  
See the following pages for more information!



### Lieferung & Zahlungsart

siehe unsere [Liefer- und Versandbedingungen](#)

### Zuschläge

- Mindermengenzuschlag
- Trockeneiszuschlag
- Gefahrgutzuschlag
- Expressversand

### SZABO-SCANDIC HandelsgmbH

Quellenstraße 110, A-1100 Wien

T. +43(0)1 489 3961-0

F. +43(0)1 489 3961-7

[mail@szabo-scandic.com](mailto:mail@szabo-scandic.com)

[www.szabo-scandic.com](http://www.szabo-scandic.com)

[linkedin.com/company/szaboscandic](https://www.linkedin.com/company/szaboscandic)

## MAP3K7 & NLK Protein Protein Interaction Antibody Pair

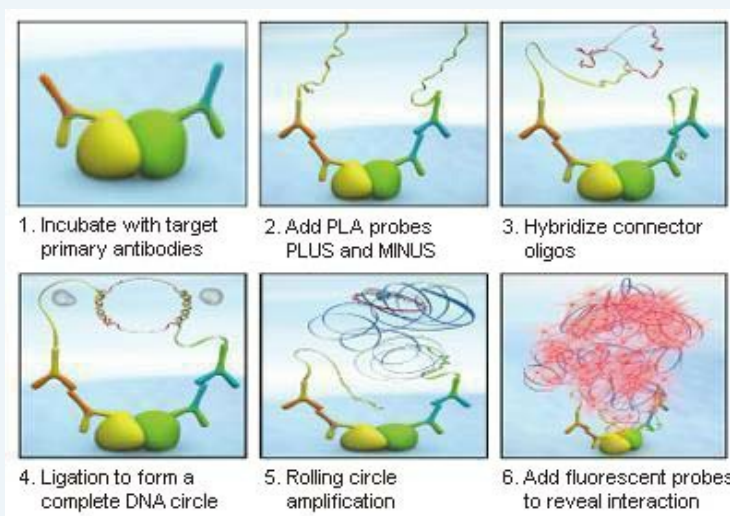
Catalog # : DI0330

規格 : [ 1 Set ]

List All

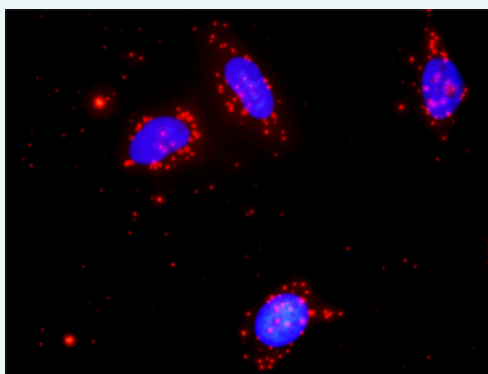
### Specification

**Product Description:** This protein protein interaction antibody pair set comes with two antibodies to detect the protein-protein interaction, one against the MAP3K7 protein, and the other against the NLK protein for use in *in situ* Proximity Ligation Assay. See Publication Reference below.



**Reactivity:** Human

**Quality Control Testing:** Protein protein interaction immunofluorescence result.



Representative image of Proximity Ligation Assay of protein-protein interactions between MAP3K7 and NLK. HeLa cells were stained with anti-MAP3K7 rabbit purified polyclonal antibody 1:1200 and anti-NLK mouse monoclonal antibody 1:50. Each red dot represents the detection of protein-protein interaction complex. The images were analyzed using an optimized freeware ([BlobFinder](#)) download from The Centre for Image Analysis at Uppsala University.

**Supplied Product:** Antibody pair set content:  
 1. MAP3K7 rabbit purified polyclonal antibody (20 ug)  
 2. NLK mouse monoclonal antibody (40 ug)  
 \*Reagents are sufficient for at least 30-50 assays using recommended protocols.

**Storage Instruction:** Store reagents of the antibody pair set at -20°C or lower. Please aliquot to avoid repeated freeze thaw cycle. Reagents should be returned to -

### Application Image

*In situ* Proximity Ligation Assay (Cell)

20°C storage immediately after use.

MSDS:

 [Download](#)

## Publication Reference

1. [An analysis of protein-protein interactions in cross-talk pathways reveals CRKL as a novel prognostic marker in hepatocellular carcinoma.](#)  
Liu CH, Chen TC, Chau GY, Jan YH, Chen CH, Hsu CN, Lin KT, Juang YL, Lu PJ, Cheng HC, Chen MH, Chang CF, Ting YS, Kao CY, Hsiao M, Huang CY. Mol Cell Proteomics. 2013 Feb 8. [Epub ahead of print]

## Applications

### *In situ* Proximity Ligation Assay (Cell)

[MAP3K7](#) [NLK](#)

## Gene Information

Entrez GeneID: [6885](#)

Gene Name: MAP3K7

Gene Alias: TAK1,TGF1a

Gene Description: mitogen-activated protein kinase kinase kinase 7

Omim ID: [602614](#)

Gene Ontology: [Hyperlink](#)

**Gene Summary:** The protein encoded by this gene is a member of the serine/threonine protein kinase family. This kinase mediates the signaling transduction induced by TGF beta and morphogenetic protein (BMP), and controls a variety of cell functions including transcription regulation and apoptosis. In response to IL-1, this protein forms a kinase complex including TRAF6, MAP3K7P1/TAB1 and MAP3K7P2/TAB2; this complex is required for the activation of nuclear factor kappa B. This kinase can also activate MAPK8/JNK, MAP2K4/MKK4, and thus plays a role in the cell response to environmental stresses. Four alternatively spliced transcript variants encoding distinct isoforms have been reported. [provided by RefSeq]

**Other Designations:** OTTHUMP00000016870,OTTHUMP00000016871,OTTHUMP00000016872,OTTHUMP00000016873,TGF-beta activated kinase 1,transforming growth factor-beta-activated kinase 1

## Gene Information

Entrez GeneID: [51701](#)

Gene Name: NLK

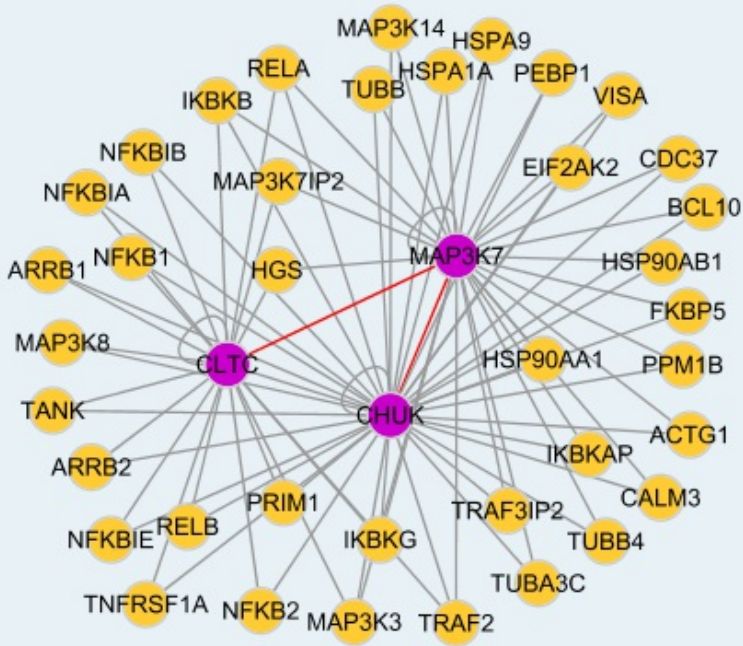
Gene Alias: DKFZp761G1211,FLJ21033

Gene Description: nemo-like kinase

Omim ID: [609476](#)

Gene Ontology: [Hyperlink](#)

**Other Designations:** nemo like kinase



[服務條款](#) | [隱私權政策](#) | [著作及商標](#) | [網站地圖](#)

©2016 亞諾法生技股份有限公司 Abnova Corporation. 版權所有.