



SZABO SCANDIC

Part of Europa Biosite

Produktinformation



Forschungsprodukte & Biochemikalien



Zellkultur & Verbrauchsmaterial



Diagnostik & molekulare Diagnostik



Laborgeräte & Service

Weitere Information auf den folgenden Seiten!
See the following pages for more information!



Lieferung & Zahlungsart

siehe unsere [Liefer- und Versandbedingungen](#)

Zuschläge

- Mindermengenzuschlag
- Trockeneiszuschlag
- Gefahrgutzuschlag
- Expressversand

SZABO-SCANDIC HandelsgmbH

Quellenstraße 110, A-1100 Wien

T. +43(0)1 489 3961-0

F. +43(0)1 489 3961-7

mail@szabo-scandic.com

www.szabo-scandic.com

[linkedin.com/company/szaboscandic](https://www.linkedin.com/company/szaboscandic) 

CDKN1A & FOXO1 Protein Protein Interaction Antibody Pair

Catalog # : DI0336

規格 : [1 Set]

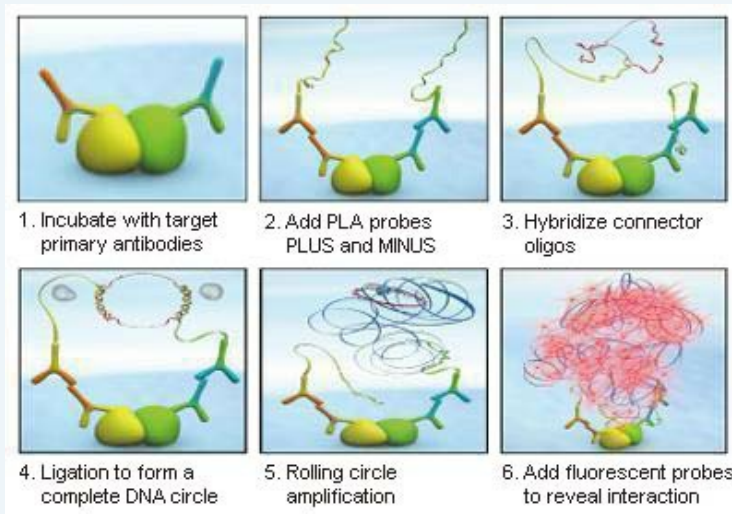
List All

Specification

Product Description: This protein protein interaction antibody pair set comes with two antibodies to detect the protein-protein interaction, one against the CDKN1A protein, and the other against the FOXO1 protein for use in *in situ* Proximity Ligation Assay. See Publication Reference below.

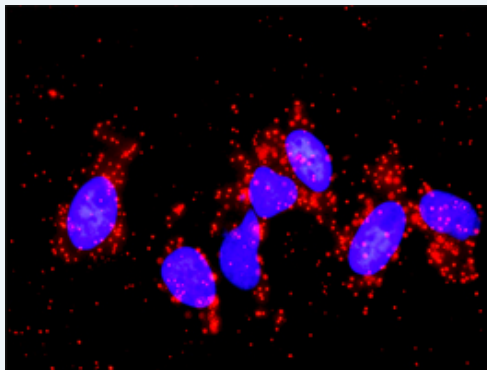
Application Image

In situ Proximity Ligation Assay (Cell)



Reactivity: Human

Quality Control Testing: Protein protein interaction immunofluorescence result.



Representative image of Proximity Ligation Assay of protein-protein interactions between CDKN1A and FOXO1. HeLa cells were stained with anti-CDKN1A rabbit purified polyclonal antibody 1:1200 and anti-FOXO1 mouse monoclonal antibody 1:50. Each red dot represents the detection of protein-protein interaction complex. The images were analyzed using an optimized freeware ([BlobFinder](#)) download from The Centre for Image Analysis at Uppsala University.

Supplied Product: Antibody pair set content:
 1. CDKN1A rabbit purified polyclonal antibody (20 ug)
 2. FOXO1 mouse monoclonal antibody (40 ug)
 *Reagents are sufficient for at least 30-50 assays using recommended protocols.

Storage Instruction: Store reagents of the antibody pair set at -20°C or lower. Please aliquot to avoid repeated freeze thaw cycle. Reagents should be returned to -

20°C storage immediately after use.

MSDS:

 [Download](#)

Publication Reference

1. [An analysis of protein-protein interactions in cross-talk pathways reveals CRKL as a novel prognostic marker in hepatocellular carcinoma.](#)
Liu CH, Chen TC, Chau GY, Jan YH, Chen CH, Hsu CN, Lin KT, Juang YL, Lu PJ, Cheng HC, Chen MH, Chang CF, Ting YS, Kao CY, Hsiao M, Huang CY. Mol Cell Proteomics. 2013 Feb 8. [Epub ahead of print]

Applications

In situ Proximity Ligation Assay (Cell)

[CDKN1A](#) [FOXO1](#)

Gene Information

Entrez GeneID: [1026](#)

Gene Name: CDKN1A

Gene Alias: CAP20,CDKN1,CIP1,MDA-6,P21,SDI1,WAF1,p21CIP1

Gene Description: cyclin-dependent kinase inhibitor 1A (p21, Cip1)

Omim ID: [116899](#)

Gene Ontology: [Hyperlink](#)

Gene Summary: This gene encodes a potent cyclin-dependent kinase inhibitor. The encoded protein binds to and inhibits the activity of cyclin-CDK2 or -CDK4 complexes, and thus functions as a regulator of cell cycle progression at G1. The expression of this gene is tightly controlled by the tumor suppressor protein p53, through which this protein mediates the p53-dependent cell cycle G1 phase arrest in response to a variety of stress stimuli. This protein can interact with proliferating cell nuclear antigen (PCNA), a DNA polymerase accessory factor, and plays a regulatory role in S phase DNA replication and DNA damage repair. This protein was reported to be specifically cleaved by CASP3-like caspases, which thus leads to a dramatic activation of CDK2, and may be instrumental in the execution of apoptosis following caspase activation. Two alternatively spliced variants, which encode an identical protein, have been reported. [provided by RefSeq]

Other Designations: CDK-interaction protein 1,DNA synthesis inhibitor,OTTHUMP0000016298,cyclin-dependent kinase inhibitor 1A,melanoma differentiation associated protein 6,wild-type p53-activated fragment 1

Gene Information

Entrez GeneID: [2308](#)

Gene Name: FOXO1

Gene Alias: FKH1,FKHR,FOXO1A

Gene Description: forkhead box O1

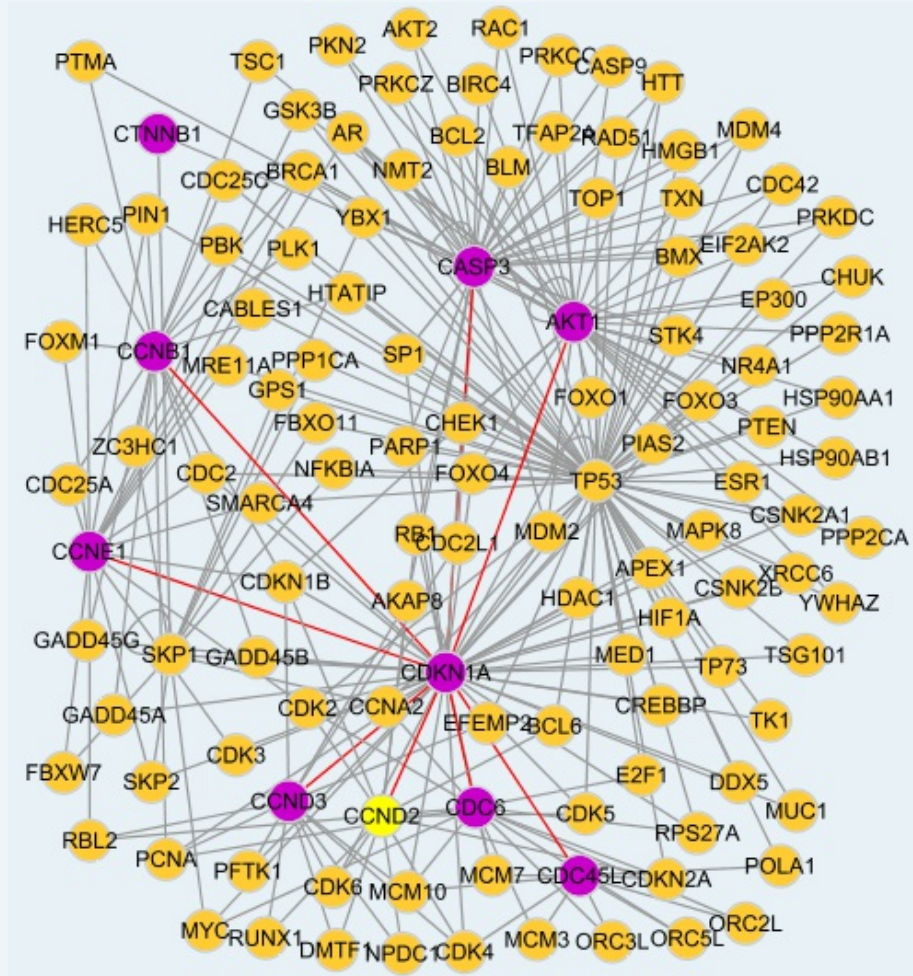
Omim ID: [136533](#), [268220](#)

Gene Ontology: [Hyperlink](#)

Gene Summary: This gene belongs to the forkhead family of transcription factors which are characterized by a distinct forkhead domain. The specific function of this gene has not yet been determined; however, it may play a role in myogenic growth and differentiation. Translocation of this gene with PAX3 has been associated with alveolar rhabdomyosarcoma. [provided by RefSeq]

Other Designations: OTTHUMP00000018301, forkhead box O1A (rhabdomyosarcoma), forkhead homolog in rhabdomyosarcoma, forkhead, Drosophila, homolog of, in rhabdomyosarcoma

Interactome



[服務條款](#) | [隱私權政策](#) | [著作及商標](#) | [網站地圖](#)

©2016 亞諾法生技股份有限公司 Abnova Corporation. 版權所有.