



SZABO SCANDIC

Part of Europa Biosite

Produktinformation



Forschungsprodukte & Biochemikalien



Zellkultur & Verbrauchsmaterial



Diagnostik & molekulare Diagnostik



Laborgeräte & Service

Weitere Information auf den folgenden Seiten!
See the following pages for more information!



Lieferung & Zahlungsart

siehe unsere [Liefer- und Versandbedingungen](#)

Zuschläge

- Mindermengenzuschlag
- Trockeneiszuschlag
- Gefahrgutzuschlag
- Expressversand

SZABO-SCANDIC HandelsgmbH

Quellenstraße 110, A-1100 Wien

T. +43(0)1 489 3961-0

F. +43(0)1 489 3961-7

mail@szabo-scandic.com

www.szabo-scandic.com

[linkedin.com/company/szaboscandic](https://www.linkedin.com/company/szaboscandic) 

IGF1R & CRKL Protein Protein Interaction Antibody Pair

Catalog # : DI0477

規格 : [1 Set]

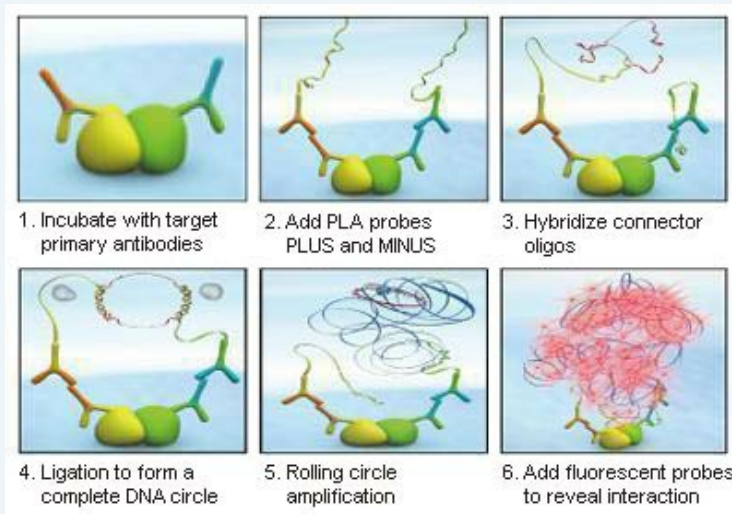
List All

Specification

Product Description: This protein protein interaction antibody pair set comes with two antibodies to detect the protein-protein interaction, one against the IGF1R protein, and the other against the CRKL protein for use in *in situ* Proximity Ligation Assay. See Publication Reference below.

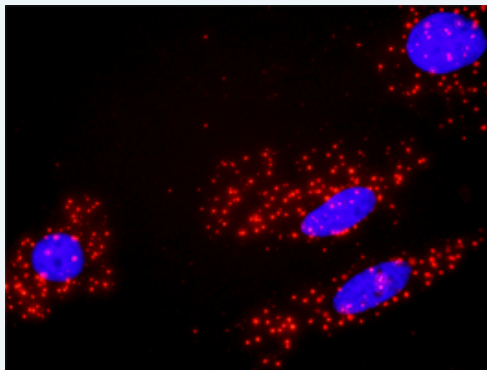
Application Image

In situ Proximity Ligation Assay (Cell)



Reactivity: Human

Quality Control Testing: Protein protein interaction immunofluorescence result.



Representative image of Proximity Ligation Assay of protein-protein interactions between IGF1R and CRKL. HeLa cells were stained with anti-IGF1R rabbit purified polyclonal antibody 1:1200 and anti-CRKL mouse monoclonal antibody 1:50. Each red dot represents the detection of protein-protein interaction complex. The images were analyzed using an optimized freeware ([BlobFinder](#)) download from The Centre for Image Analysis at Uppsala University.

Supplied Product: Antibody pair set content:
 1. IGF1R rabbit purified polyclonal antibody (20 ug)
 2. CRKL mouse monoclonal antibody (40 ug)
 *Reagents are sufficient for at least 30-50 assays using recommended protocols.

Storage Instruction: Store reagents of the antibody pair set at -20°C or lower. Please aliquot to avoid repeated freeze thaw cycle. Reagents should be returned to -

20°C storage immediately after use.

MSDS:  [Download](#)

Publication Reference

1. [An analysis of protein-protein interactions in cross-talk pathways reveals CRKL as a novel prognostic marker in hepatocellular carcinoma.](#)
Liu CH, Chen TC, Chau GY, Jan YH, Chen CH, Hsu CN, Lin KT, Juang YL, Lu PJ, Cheng HC, Chen MH, Chang CF, Ting YS, Kao CY, Hsiao M, Huang CY. Mol Cell Proteomics. 2013 Feb 8. [Epub ahead of print]

Applications

In situ Proximity Ligation Assay (Cell)

[CRKL](#) [IGF1R](#)

Gene Information

Entrez GeneID: [3480](#)

Gene Name: IGF1R

Gene Alias: CD221,IGFIR,JTK13,MGC142170,MGC142172,MGC18216

Gene Description: insulin-like growth factor 1 receptor

Omim ID: [147370](#)

Gene Ontology: [Hyperlink](#)

Gene Summary: This receptor binds insulin-like growth factor with a high affinity. It has tyrosine kinase activity. The insulin-like growth factor I receptor plays a critical role in transformation events. Cleavage of the precursor generates alpha and beta subunits. It is highly overexpressed in most malignant tissues where it functions as an anti-apoptotic agent by enhancing cell survival. [provided by RefSeq]

Other Designations: soluble IGF1R variant 1,soluble IGF1R variant 2

Gene Information

Entrez GeneID: [1399](#)

Gene Name: CRKL

Gene Alias: -

Gene Description: v-crk sarcoma virus CT10 oncogene homolog (avian)-like

Omim ID: [602007](#)

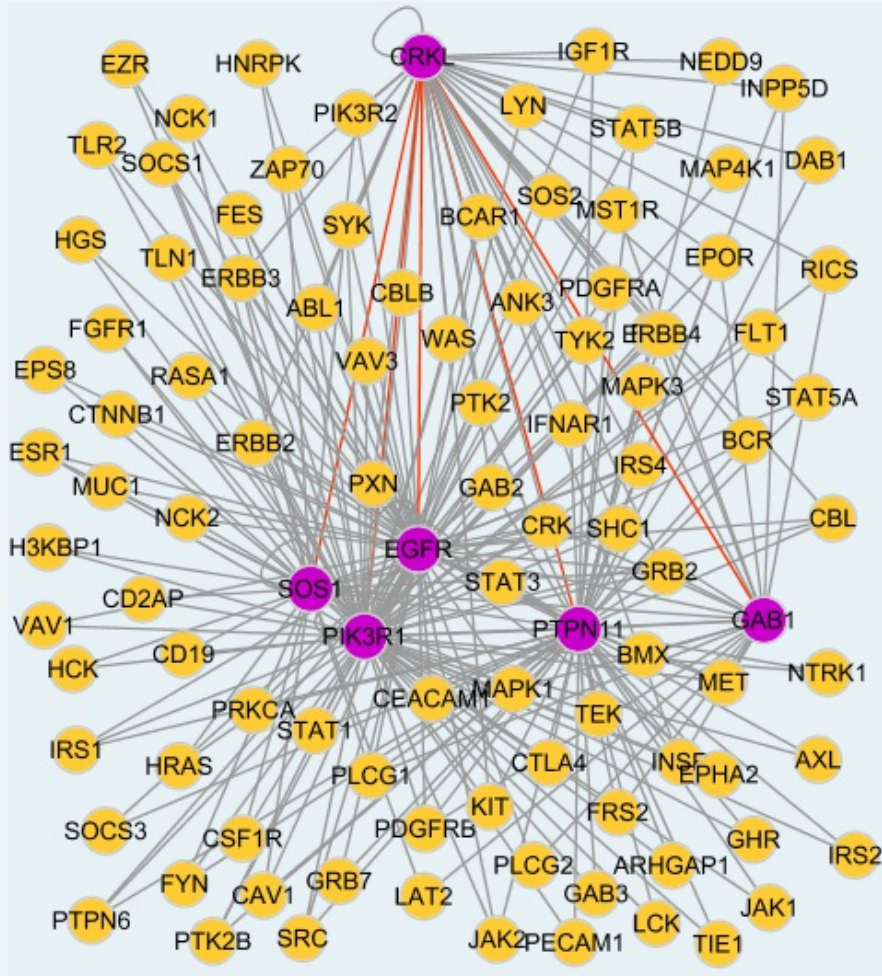
Gene Ontology: [Hyperlink](#)

Gene Summary: This gene encodes a protein kinase containing SH2 and SH3 (src homology) domains which has been shown to activate the RAS and JUN kinase signaling pathways and transform fibroblasts in a RAS-dependent fashion. It is a substrate of the BCR-ABL tyrosine kinase, plays a role in fibroblast transformation by BCR-ABL, and may be oncogenic

Other Designations: v-crk avian sarcoma virus CT10 oncogene homolog-like

Designations:

Interactome



[服務條款](#) | [隱私權政策](#) | [著作及商標](#) | [網站地圖](#)

©2016 亞諾法生技股份有限公司 Abnova Corporation. 版權所有.