



# SZABO SCANDIC

Part of Europa Biosite

## Produktinformation



Forschungsprodukte & Biochemikalien



Zellkultur & Verbrauchsmaterial



Diagnostik & molekulare Diagnostik



Laborgeräte & Service

Weitere Information auf den folgenden Seiten!  
See the following pages for more information!



### Lieferung & Zahlungsart

siehe unsere [Liefer- und Versandbedingungen](#)

### Zuschläge

- Mindermengenzuschlag
- Trockeneiszuschlag
- Gefahrgutzuschlag
- Expressversand

### SZABO-SCANDIC HandelsgmbH

Quellenstraße 110, A-1100 Wien

T. +43(0)1 489 3961-0

F. +43(0)1 489 3961-7

[mail@szabo-scandic.com](mailto:mail@szabo-scandic.com)

[www.szabo-scandic.com](http://www.szabo-scandic.com)

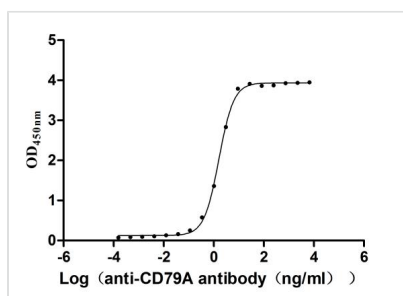
[linkedin.com/company/szaboscandic](https://www.linkedin.com/company/szaboscandic) 



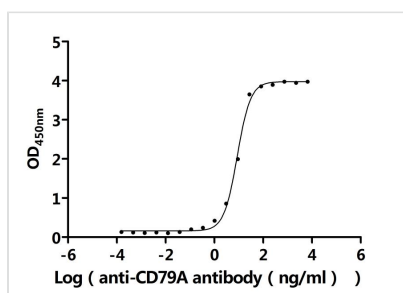
# CD79A Recombinant Monoclonal Antibody

<b>Product Code</b>	CSB-RA004957MA1HU
<b>Storage</b>	Upon receipt, store at -20°C or -80°C. Avoid repeated freeze.
<b>Uniprot No.</b>	P11912
<b>Immunogen</b>	Recombinant Human CD79A protein
<b>Species Reactivity</b>	Human
<b>Tested Applications</b>	ELISA, FC; Recommended dilution: ELISA:1:5000-1:50000, FC:1:50-1:200
<b>Form</b>	Liquid
<b>Conjugate</b>	Non-conjugated
<b>Storage Buffer</b>	Preservative: 0.03% Proclin 300 Constituents: 50% Glycerol, 0.01M PBS, PH 7.4
<b>Purification Method</b>	Affinity-chromatography
<b>Isotype</b>	hIgG1
<b>Clonality</b>	Monoclonal
<b>Product Type</b>	Recombinant Antibody
<b>Immunogen Species</b>	Homo sapiens (Human)
<b>Purity</b>	Greater than 95% as determined by SEC-HPLC.
<b>Research Area</b>	Immunology
<b>Target Names</b>	CD79A
<b>Clone No.</b>	6F5

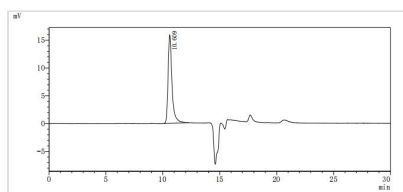
## Image



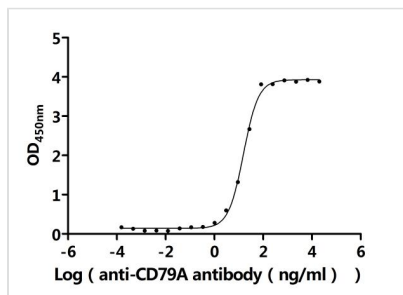
The Binding Activity of Human CD79A with Anti-CD79A recombinant antibody  
Activity: Measured by its binding ability in a functional ELISA. Immobilized Human CD79A(CSB-MP004957HU1) at 2 µg/mL can bind Anti-CD79A recombinant antibody. The EC<sub>50</sub> is 1.521-1.700 ng/mL.



The Binding Activity of Human CD79A&CD79B with Anti-CD79A recombinant antibody  
Activity: Measured by its binding ability in a functional ELISA. Immobilized Human CD79A&CD79B(CSB-MP5861HU) at 2 µg/mL can bind Anti-CD79A recombinant antibody. The EC<sub>50</sub> is 8.012-9.339 ng/mL.

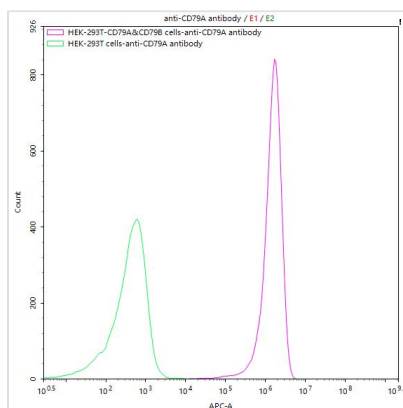


The purity of CD79A was greater than 95% as determined by SEC-HPLC

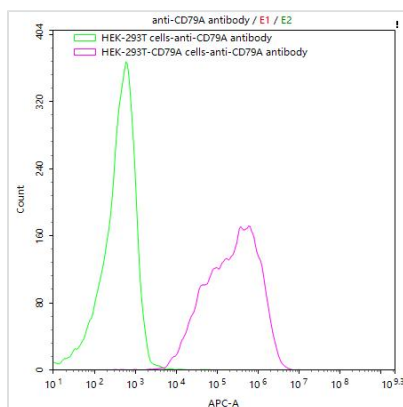


The Binding Activity of Human CD79A with Anti-CD79A recombinant antibody

Activity: Measured by its binding ability in a functional ELISA. Immobilized Human CD79A(CSB-MP004957HU1p6) at 2 µg/mL can bind Anti-CD79A recombinant antibody. The EC<sub>50</sub> is 14.44-16.80 ng/mL.



Untransfected HEK-293T cells (green line) and transfected Human CD79A&CD79B HEK-293T stable cells (red line) were stained with anti-CD79A antibody(CSB-RA004957MA1HU) (2µg/1\*10<sup>6</sup>cells), washed and then followed by APC-conjugated anti-Human IgG Fc antibody and analyzed with flow cytometry.



Untransfected HEK-293T cells (green line) and transfected Human CD79A HEK-293T pool cells (red line) were stained with anti-CD79A antibody(CSB-RA004957MA1HU) (2µg/1\*10<sup>6</sup>cells), washed and then followed by APC-conjugated anti-Human IgG Fc antibody and analyzed with flow cytometry.

## Usage

For Research Use Only. Not for use in diagnostic or therapeutic procedures.