



# SZABO SCANDIC

Part of Europa Biosite

## Produktinformation



Forschungsprodukte & Biochemikalien



Zellkultur & Verbrauchsmaterial



Diagnostik & molekulare Diagnostik



Laborgeräte & Service

Weitere Information auf den folgenden Seiten!  
See the following pages for more information!



### Lieferung & Zahlungsart

siehe unsere [Liefer- und Versandbedingungen](#)

### Zuschläge

- Mindermengenzuschlag
- Trockeneiszuschlag
- Gefahrgutzuschlag
- Expressversand

### SZABO-SCANDIC HandelsgmbH

Quellenstraße 110, A-1100 Wien

T. +43(0)1 489 3961-0

F. +43(0)1 489 3961-7

[mail@szabo-scandic.com](mailto:mail@szabo-scandic.com)

[www.szabo-scandic.com](http://www.szabo-scandic.com)

[linkedin.com/company/szaboscandic](https://www.linkedin.com/company/szaboscandic) 

## Anti-2019-nCoV S-hIgG1 Neutralizing Antibody

<b>Catalog No.:</b>	E-AB-V1021	<b>Applications:</b>	Neutralization, ELISA
<b>Storage:</b>	Store at -20°C , Avoid freeze / thaw cycles	<b>Clone No.</b>	8A5

**Important Note:** Centrifuge before opening to ensure complete recovery of vial contents.

### Antigen Information

**Alternate Names** coronavirus s1,coronavirus s2,coronavirus spike,cov spike,ncov RBD,ncov s1,ncov s2,ncov spike,novel coronavirus RBD,novel coronavirus s1,novel coronavirus s2,novel coronavirus spike,RBD,S1,s2,Spike RBD

**Background** Protein S (PROS1) is glycoprotein and expressed in many cell types supporting its reported involvement in multiple biological processes that include coagulation, apoptosis, cancer development and progression, and the innate immune response. Known receptors bind S1 are ACE2, angiotensin-converting enzyme 2, DPP4, CEACAM etc.. The spike (S) glycoprotein of coronaviruses is known to be essential in the binding of the virus to the host cell at the advent of the infection process. Most notable is severe acute respiratory syndrome (SARS). The severe acute respiratory syndrome-coronavirus (SARS-CoV) spike (S) glycoprotein alone can mediate the membrane fusion required for virus entry and cell fusion. It is also a major immunogen and a target for entry inhibitors. It's been reported that 2019-nCoV can infect the human respiratory epithelial cells through interaction with the human ACE2 receptor. The spike protein is a large type I transmembrane protein containing two subunits, S1 and S2. S1 mainly contains a receptor binding domain (RBD), which is responsible for recognizing the cell surface receptor. S2 contains basic elements needed for the membrane fusion.The S protein plays key parts in the induction of neutralizing-antibody and T-cell responses, as well as protective immunity.

### Product Details

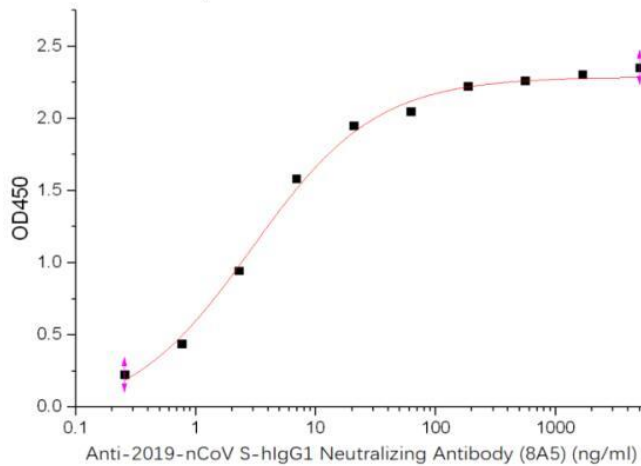
<b>Clone No.</b>	8A5
<b>Isotype</b>	Human IgG1
<b>Immunogen</b>	Recombinant 2019-nCoV S-trimer Protein (His Tag)[PKSR030489]
<b>Application</b>	Neutralization, ELISA
<b>Reactivity</b>	SARS-COV2
<b>Dilution</b>	ELISA: 1:1,000-1:2,000
<b>Storage Buffer</b>	PBS, pH 7.4
<b>Stability &amp; Storage</b>	Ships on ice packs. Store at -20°C
<b>Description</b>	Antibody recognizes 2019-nCoV S Protein/ 2019-nCoV S-RBD Protein and block ACE-2 receptor binding.The IgG fraction of the cell culture supernatant was purified by Protein A affinity chromatography.

### For Research Use Only

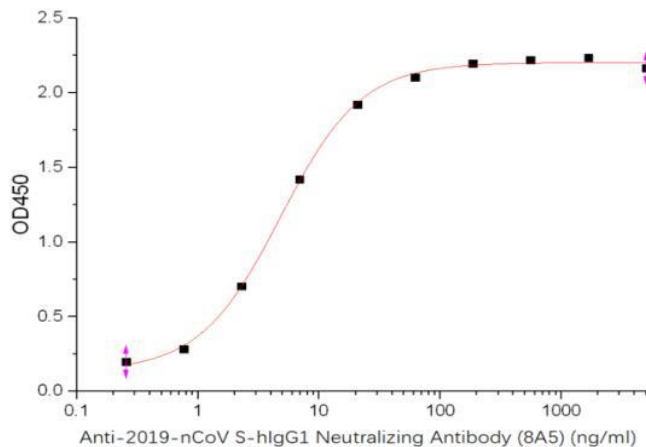
Thank you for your recent purchase.  
If you would like to learn more about antibodies, please visit [www.elabscience.com](http://www.elabscience.com)

Focus on your research  
Service for life science

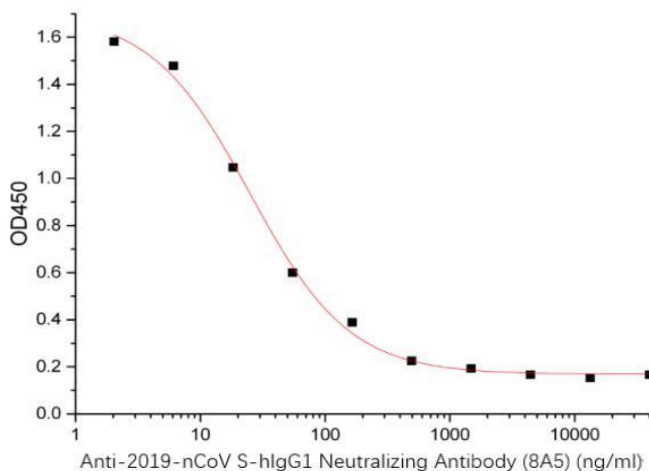
## Image



Immobilized Recombinant 2019-nCoV S-trimer Protein (C-6His) (Cat#PKSR030489) at 5.0ug/ml (100uL/well) can bind Anti-2019-nCoV S-hlgG1 Neutralizing Antibody (8A5), the EC50 is 2.9ng/ml.



Immobilized Recombinant Recombinant 2019-nCoV S Protein RBD-SD1 (C-6His) (Cat#PKSR030477) at 5.0ug/ml (100uL/well) can bind Anti-2019-nCoV S-hlgG1 Neutralizing Antibody (8A5), the EC50 is 4.8ng/ml.



Anti-2019-nCoV S-hlgG1 Neutralizing Antibody(8A5) can block Human ACE-2 Protein (Avi-His Tag)(Cat#PKSR030493) and 2019-nCoV S-trimer Protein (Cat#PKSR030489) interaction, the IC50 for this effect is 25ng/ml.

### For Research Use Only

Thank you for your recent purchase.

If you would like to learn more about antibodies, please visit [www.elabscience.com](http://www.elabscience.com)

Focus on your research  
Service for life science