



# SZABO SCANDIC

Part of Europa Biosite

## Produktinformation



Forschungsprodukte & Biochemikalien



Zellkultur & Verbrauchsmaterial



Diagnostik & molekulare Diagnostik



Laborgeräte & Service

Weitere Information auf den folgenden Seiten!  
See the following pages for more information!



### Lieferung & Zahlungsart

siehe unsere [Liefer- und Versandbedingungen](#)

### Zuschläge

- Mindermengenzuschlag
- Trockeneiszuschlag
- Gefahrgutzuschlag
- Expressversand

### SZABO-SCANDIC HandelsgmbH

Quellenstraße 110, A-1100 Wien

T. +43(0)1 489 3961-0

F. +43(0)1 489 3961-7

[mail@szabo-scandic.com](mailto:mail@szabo-scandic.com)

[www.szabo-scandic.com](http://www.szabo-scandic.com)

[linkedin.com/company/szaboscandic](https://www.linkedin.com/company/szaboscandic) 

## Rat Anti-Mouse IgG2b antibody [SB74g] (Biotin)

Cat. No. GTX04231-02

Host	Rat
Clonality	Monoclonal
Isotype	IgG2b
Application	WB, ICC/IF, FACS, ELISA
Reactivity	Mouse

Package  
500 µg

## APPLICATION

## Application Note

\*Optimal dilutions/concentrations should be determined by the researcher.

Suggested dilution	Recommended dilution
WB	Assay dependent
ICC/IF	Assay dependent
FACS	$\leq 1 \mu\text{g}/10^6\text{cells}$
ELISA	1:5000-1:20000

**Note : The suggested use of these reagents is in a final volume of 100µl.**

Not tested in other applications.

## PROPERTIES

Form	Liquid
Buffer	PBS
Preservative	0.09% sodium azide
Storage	Store as concentrated solution. Centrifuge briefly prior to opening vial. Store at 4°C.
Concentration	0.5 mg/ml (Please refer to the vial label for the specific concentration.)
Immunogen	Mouse IgG2b hybridoma
Purification	Purified IgG2b
Conjugation	Biotin

## Note

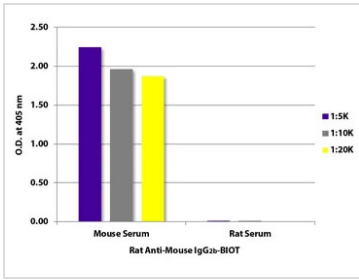
For laboratory research use only. Not for any clinical, therapeutic, or diagnostic use in humans or animals. Not for animal or human consumption.

Purchasers shall not, and agree not to enable third parties to, analyze, copy, reverse engineer or otherwise attempt to determine the structure or sequence of the product.



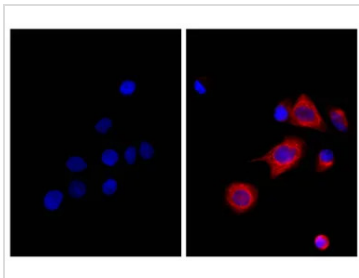
For full product information, images and publications, please visit our [website](#).

DATA IMAGES



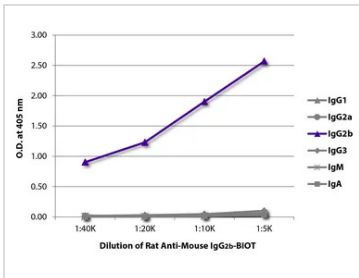
**GTX04231-02 ELISA Image**

ELISA analysis of mouse serum and rat serum using serially diluted GTX04231-02 Rat Anti-Mouse IgG2b antibody [SB74g] (Biotin) followed by Streptavidin (HRP).



**GTX04231-02 ICC/IF Image**

ICC/IF analysis of MIA PaCa-2 cells using Mouse Anti-Cytokeratin 18 antibody followed by GTX04231-02 Rat Anti-Mouse IgG2b antibody [SB74g] (Biotin) and Streptavidin (CY3).



**GTX04231-02 ELISA Image**

ELISA analysis of purified mouse immunoglobulins using serially diluted GTX04231-02 Rat Anti-Mouse IgG2b antibody [SB74g] (Biotin) followed by Streptavidin (HRP).



For full product information, images and publications, please visit our [website](#).