



SZABO SCANDIC

Part of Europa Biosite

Produktinformation



Forschungsprodukte & Biochemikalien



Zellkultur & Verbrauchsmaterial



Diagnostik & molekulare Diagnostik



Laborgeräte & Service

Weitere Information auf den folgenden Seiten!
See the following pages for more information!



Lieferung & Zahlungsart

siehe unsere [Liefer- und Versandbedingungen](#)

Zuschläge

- Mindermengenzuschlag
- Trockeneiszuschlag
- Gefahrgutzuschlag
- Expressversand

SZABO-SCANDIC HandelsgmbH

Quellenstraße 110, A-1100 Wien

T. +43(0)1 489 3961-0

F. +43(0)1 489 3961-7

mail@szabo-scandic.com

www.szabo-scandic.com

[linkedin.com/company/szaboscandic](https://www.linkedin.com/company/szaboscandic) 

CD46 antibody [MEM-258]

Cat No. GTX20789

Host	Mouse
Clonality	Monoclonal
Isotype	IgG1
Application	WB, IHC-P, FACS, IP
Reactivity	Human, Bovine

Reference (1)
 Package
 100 µg

APPLICATION

Application Note

*Optimal dilutions/concentrations should be determined by the researcher.

Suggested dilution	Dilution
WB	Assay dependent
IHC-P	Assay dependent
FACS	Assay dependent
IP	Assay dependent

Not tested in other applications.

Calculated MW	44 kDa. (Note)
Specificity/Sensitivity	This antibody recognizes an epitope on SCR4 (the membrane-proximal SCR) domain of CD46 (Membrane cofactor protein).

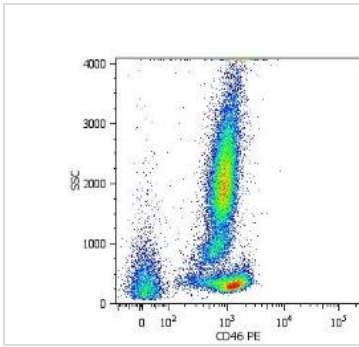
PROPERTIES

Form	Liquid
Buffer	PBS, 15mM sodium azide
Storage	Store as concentrated solution. Centrifuge briefly prior to opening vial. Store at 4°C. DO NOT FREEZE.
Concentration	1 mg/ml (Please refer to the vial label for the specific concentration.)
Immunogen	HPB-ALL human T cell line
Purification	Protein A purified
Conjugation	Unconjugated
Note	For laboratory use only. Not for any clinical, therapeutic, or diagnostic use in humans or animals. Not for animal or human consumption.



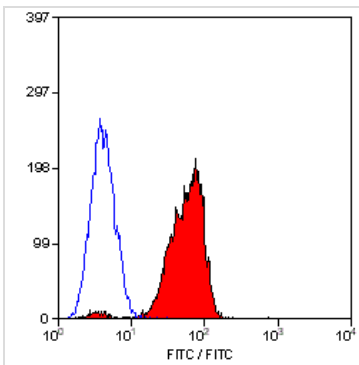
For full product information, images and publications, please visit our [website](#).

DATA IMAGES



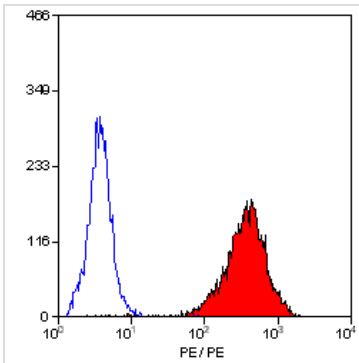
GTX20789 FACS Image

Surface staining of human peripheral blood cells with anti-CD46: PE (GTX75835)



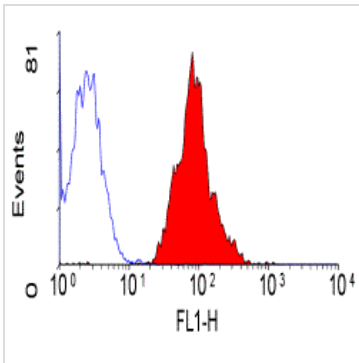
GTX20789 FACS Image

Staining of human peripheral blood lymphocytes with Mouse anti Human CD46 (GTX20789)



GTX20789 FACS Image

Staining of human peripheral blood lymphocytes with Mouse anti Human CD46:RPE (GTX75835)



GTX20789 FACS Image

Staining of human peripheral blood lymphocytes with Mouse anti Human CD46:FITC (GTX75834)



For full product information, images and publications, please visit our [website](#).