



SZABO SCANDIC

Part of Europa Biosite

Produktinformation



Forschungsprodukte & Biochemikalien



Zellkultur & Verbrauchsmaterial



Diagnostik & molekulare Diagnostik



Laborgeräte & Service

Weitere Information auf den folgenden Seiten!
See the following pages for more information!



Lieferung & Zahlungsart

siehe unsere [Liefer- und Versandbedingungen](#)

Zuschläge

- Mindermengenzuschlag
- Trockeneiszuschlag
- Gefahrgutzuschlag
- Expressversand

SZABO-SCANDIC HandelsgmbH

Quellenstraße 110, A-1100 Wien

T. +43(0)1 489 3961-0

F. +43(0)1 489 3961-7

mail@szabo-scandic.com

www.szabo-scandic.com

[linkedin.com/company/szaboscandic](https://www.linkedin.com/company/szaboscandic) 

alpha 1a Adrenergic Receptor antibody [HL3291]

Cat. No. GTX640945

Host	Rabbit
Clonality	Monoclonal
Isotype	IgG
Applications	WB, ICC/IF
Reactivity	Human, Dog

Package
100 µl, 25 µl

Applications

Application Note

*Optimal dilutions/concentrations should be determined by the researcher.

Suggested dilution	Recommended dilution
WB	1:1000-1:10000
ICC/IF	1:100-1:1000

Not tested in other applications.

Observed MW (kDa) 43 kDa.

Product Note

This antibody is specific for human ADRA1A protein and does not cross react with human ADRA1B, ADRA1D, ADRA2A, ADRB1, and ADRB2 protein.
This antibody was raised against human alpha 1a Adrenergic Receptor Intracellular domain.

Properties

Form	Liquid
Buffer	PBS
Preservative	No preservatives
Storage	Store as concentrated solution. Centrifuge briefly prior to opening vial. For short-term storage (1-2 weeks), store at 4°C. For long-term storage, aliquot and store at -20°C or below. Avoid multiple freeze-thaw cycles.
Concentration	1 mg/ml (Please refer to the vial label for the specific concentration.)
Immunogen	Synthetic peptide encompassing a sequence within the Intracellular domain of human alpha 1a Adrenergic Receptor. The exact sequence is proprietary.
Purification	Affinity purified by Protein A.
Conjugation	Unconjugated



For full product information, images and publications, please visit our [website](#).

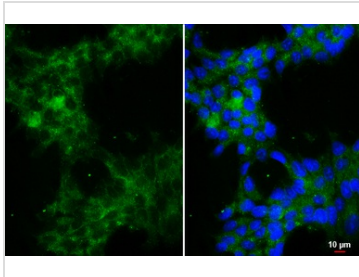
Date 2025 / 08 / 26 Page 1 of 2

For laboratory research use only. Not for any clinical, therapeutic, or diagnostic use in humans or animals. Not for animal or human consumption.

Note

Purchasers shall not, and agree not to enable third parties to, analyze, copy, reverse engineer or otherwise attempt to determine the structure or sequence of the product.

DATA IMAGES



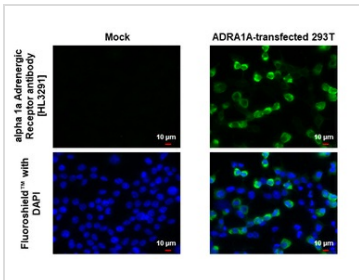
GTx640945 ICC/IF Image

alpha 1a Adrenergic Receptor antibody [HL3291] detects alpha 1a Adrenergic Receptor protein by immunofluorescent analysis.

Sample: 22RV1 cells were fixed in ice-cold MeOH for 5 min.

Green: alpha 1a Adrenergic Receptor stained by alpha 1a Adrenergic Receptor antibody [HL3291] (GTx640945) diluted at 1:500.

Blue: Fluoroshield with DAPI (GTx30920).




GTx640945 ICC/IF Image

alpha 1a Adrenergic Receptor antibody [HL3291] detects alpha 1a Adrenergic Receptor protein by immunofluorescent analysis.

Sample: Mock and transfected 293T cells were fixed in ice-cold MeOH for 5 min.

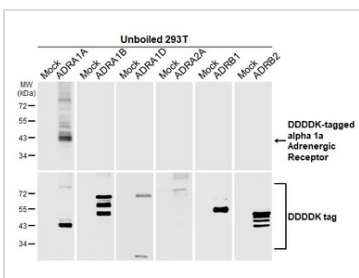
Green: alpha 1a Adrenergic Receptor stained by alpha 1a Adrenergic Receptor antibody [HL3291] (GTx640945) diluted at 1:500.

Blue: Fluoroshield with DAPI (GTx30920).



GTx640945 WB Image

Non-transfected (–) and transfected (+) boiled and unboiled 293T whole cell extracts (30 µg) were separated by 10% SDS-PAGE, and the membrane was blotted with alpha 1a Adrenergic Receptor antibody [HL3291] (GTx640945) diluted at 1:5000. The HRP-conjugated anti-rabbit IgG antibody (GTx213110-01) was used to detect the primary antibody.



GTx640945 WB Image

Unboiled non-transfected (–) and transfected (+) 293T whole cell extracts (30 µg) were separated by 10% SDS-PAGE, and the membrane was blotted with alpha 1a Adrenergic Receptor antibody [HL3291] (GTx640945) diluted at 1:5000. The HRP-conjugated anti-rabbit IgG antibody (GTx213110-01) was used to detect the primary antibody.



For full product information, images and publications, please visit our [website](https://www.genetex.com).