



# SZABO SCANDIC

Part of Europa Biosite

## Produktinformation



Forschungsprodukte & Biochemikalien



Zellkultur & Verbrauchsmaterial



Diagnostik & molekulare Diagnostik



Laborgeräte & Service

Weitere Information auf den folgenden Seiten!  
See the following pages for more information!



### Lieferung & Zahlungsart

siehe unsere [Liefer- und Versandbedingungen](#)

### Zuschläge

- Mindermengenzuschlag
- Trockeneiszuschlag
- Gefahrgutzuschlag
- Expressversand

### SZABO-SCANDIC HandelsgmbH

Quellenstraße 110, A-1100 Wien

T. +43(0)1 489 3961-0






F. +43(0)1 489 3961-7

[mail@szabo-scandic.com](mailto:mail@szabo-scandic.com)

[www.szabo-scandic.com](http://www.szabo-scandic.com)

[linkedin.com/company/szaboscandic](https://www.linkedin.com/company/szaboscandic) 

# Anti-Human CD138 (MI15)

			
FITC	I38F2-100T	100 test	
PE	I38PE2-100T	100 test	

## 1. PRODUCT DESCRIPTION

- **Clone:** MI15;
- **Isotype:** Mouse IgG1, kappa;
- **Tested application:** flow cytometry;
- **Immunogen:** A mixture of U266 and XG-1 human myeloma cell lines;
- **Species reactivity:** Human;
- **Storage instruction:** store in the dark at 2-8 °C;
- **Storage buffer:** aqueous buffered solution containing protein stabilizer and 0.09% sodium azide (NaN<sub>3</sub>);
- **Recommended usage:** Immunostep's CD138, clone MI15, is a monoclonal antibody intended for the identification and enumeration of plasma cells using flow cytometry. This reagent is effective for direct immunofluorescence staining of human tissue for flow cytometric analysis using 1 test for 10<sup>6</sup> cells;
- **Presentation:** liquid;
- **Source:** Supernatant proceeding from an in vitro cell culture of a cell hybridoma;
- **Purification:** Affinity chromatography;
- **Other names:** Syndecan-I, SYNDI;
- **Gene ID:** 6382;
- **Molecular weight:** 100 - 200 kDa.

## 2. ANTIGEN DETAILS

**Large description:** This antibody reacts with the CD138 antigen, which is expressed on normal and malignant human plasma cells, pre-B cells, epithelial cells, and endothelial cells, but not on mature circulating B-lymphocytes. It is also expressed on some non-hematopoietic cells, including embryonic mesenchymal cells, vascular smooth muscle cells, endothelial cells, and neural cells. CD138, a member of the syndecan protein family, is a type I integral membrane heparin sulfate proteoglycan also known as Syndecan-I. Syndecan-I participates in cell proliferation, cell migration, and cell-matrix adhesion via interaction with collagen, fibronectin, and other soluble molecules (such as FGF-basic).<sup>[1-4]</sup>

## 3. WARRANTY

Warranted only to conform to the quantity and contents stated on the label or in the product labelling at the time of delivery to the customer. Immunostep disclaims hereby other warranties.

Immunostep's sole liability is limited to either the replacement of the products or refund of the purchase price.

## 4. ADDITIONAL INFORMATION

For research use only. Not for diagnostic use.

Not for resale. Immunostep will not be responsible of violations that may occur with the use of this product. Any use of this product other than the specified in this document is strictly prohibited.







Unless otherwise indicated by Immunostep by written authorization, this product is intended for research only and is not to be used for any other purpose, including without limitation, for human or animal diagnostic, therapeutic or commercial purposes.

Please, refer to [www.immunostep.com](http://www.immunostep.com) technical support for more information.

## 5. REFERENCES

1. Gouard S, Pallardy A, Gaschet J, Faivre-Chauvet A, Bruchertseifer F, Morgenstern A, et al. Comparative analysis of multiple myeloma treatment by CD138 antigen targeting with bismuth-213 and Melphalan chemotherapy. Nucl Med Biol May;41 Suppl:e30-5.
2. Gaidano G, Ghoghini A, Gattei V, Rossi MF, Cilia AM, Godeas C, et al. Association of Kaposi's sarcoma-associated herpesvirus-positive primary effusion lymphoma with expression of the CD138/syndecan-I antigen. Blood1997 Dec 15;90(12):4894-900.
3. Cheriya V, Glaser KB, Waring JF, Baz R, Hussein MA, Borden EC. GIP3, an IFN-induced survival factor, antagonizes TRAIL-induced apoptosis in human myeloma cells. J Clin Invest2007 Oct;117(10):3107-17.
4. Yang Y, MacLeod V, Dai Y, Khotskaya-Sample Y, Shriver Z, Venkataraman G, et al. The syndecan-I heparan sulfate proteoglycan is a viable target for myeloma therapy. Blood2007 Sep 15;110(6):2041-8.

## 6. EXPLANATION OF SYMBOLS

	Fluorochrome
	Product reference
	Content for <n> analysis
	Regulatory Status
	Research Use Only
	Manufacturer

## 7. MANUFACTURED BY:



**IMMUNOSTEP S.L.**  
**Address:** Avda. Universidad de Coimbra, s/n  
 Cancer Research Center (C.I.C)  
 Campus de Unamuno  
 37007 Salamanca (Spain)  
 (+34) 923 294 827  
**Telf./fax:**  
**E-mail:** [info@immunostep.com](mailto:info@immunostep.com)  
[www.immunostep.com](http://www.immunostep.com)