



SZABO SCANDIC

Part of Europa Biosite

Produktinformation



Forschungsprodukte & Biochemikalien



Zellkultur & Verbrauchsmaterial



Diagnostik & molekulare Diagnostik



Laborgeräte & Service

Weitere Information auf den folgenden Seiten!
See the following pages for more information!



Lieferung & Zahlungsart

siehe unsere [Liefer- und Versandbedingungen](#)

Zuschläge

- Mindermengenzuschlag
- Trockeneiszuschlag
- Gefahrgutzuschlag
- Expressversand

SZABO-SCANDIC HandelsgmbH

Quellenstraße 110, A-1100 Wien

T. +43(0)1 489 3961-0

F. +43(0)1 489 3961-7

mail@szabo-scandic.com

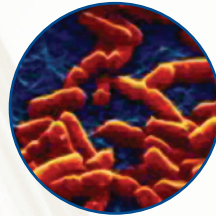
www.szabo-scandic.com

[linkedin.com/company/szaboscandic](https://www.linkedin.com/company/szaboscandic) 



ImmunoCard STAT!® *E. coli* 0157 Plus

Rapid Lateral flow device for the detection of *E. coli* 0157:H7



If an O157:H7 culture plate is inaccurate and slow, why is it still being used?

It takes a highly skilled Medical Technologist a substantial amount of time to correctly streak a culture plate and even when it is done properly, an *E. coli* 0157:H7 culture plate is only 50% sensitive¹. Meridian's ImmunoCard STAT!® *E. coli* 0157 Plus provides a better solution to your laboratory. Its easy-to-follow procedure can be performed in less time and provides more accurate results.

CLINICAL SIGNIFICANCE OF *E. COLI* 0157:H7 ²

Each year, *E. coli* 0157:H7 and other Shiga toxin-producing *E. coli* cause an estimated 73,000 cases of hemorrhagic colitis, and as many as 18% of these victims go on to develop HUS (Hemolytic Uremic Syndrome).

- Some HUS patients are left with chronic renal failure and neurological damage
- 60 patients with HUS die every year in the US.
- Children are more likely to develop HUS, but everyone is at risk

- Rapid, lateral flow format saves labor cost on every test
- One-step, easy-to-follow procedure enables all trained laboratory personnel to easily and accurately perform the test
- Provides time-critical results in less than 20 minutes
- ImmunoCard STAT! 0157 Plus has superior sensitivity (82%)³ compared to O157:H7 culture plates (50%)
- *E. coli* can cause HUS, which can lead to death, particularly with children. Thus, it is important to use the most accurate test available.



Meridian
Bioscience, Inc.
Inspired Science. Trusted Solutions.™

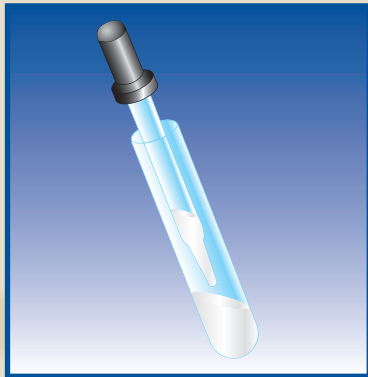
¹ Novicki, et al. "Comparison of Sorbitol MacConkey Agar," *Journal of Clinical Microbiology*, February 2000, 547-551.

² Edson, et al. "Identification of Escherichia coli O157:H7 in a Proficiency Testing Program", *American Society for Clinical Pathology*, 2005, 36 (4):229-231.

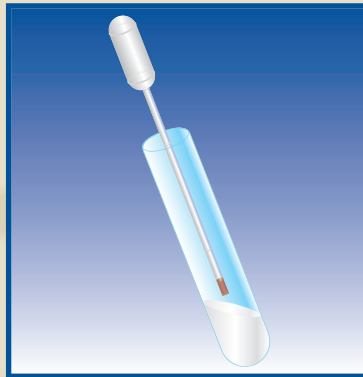
³ ImmunoCard STAT!® *E. coli* 0157 Plus Package Insert.

Test Procedure


ImmunoCard STAT!® E. coli 0157 Plus



1. Add 350 µL of Sample Diluent to a test tube.






2. Add 25 µL of stool sample to the test tube. Mix well.



3. Add 150 µL of diluted sample to sample port. Incubate 10 minutes at 21 -25 C. Interpret results.

Interpretation of Results



*This chart does not contain complete instructions for use. For further information, please refer to the package insert.

* The following illustration depicts approximate sample size when testing solid, semi-solid, or non-pipetable stools.



Ordering Information

	Test Size	Meridian#	Cardinal#	Fisher#
ImmunoCard STAT!® E. coli 0157 Plus	30 Test Cards	750530	B6830-24	14910305

Other Meridian Products

	Test Size	Meridian#	Cardinal#	Fisher#
Premier™ EHEC	96 Microwells	608096	B6853-10	23044894



USA/Corporate Office:
3471 River Hills Drive
Cincinnati, Ohio 45244
Telephone: 513.271.3700
Orders/Customer Service: 1.800.543.1980
Technical Support: 1.800.343.3858
Information Fax: 513.272.5432
Ordering Fax: 513.271.0124
www.meridianbioscience.com

Belgium / France / Italy / The Netherlands

©2006 ICSECOLI001

