



SZABO SCANDIC

Part of Europa Biosite

Produktinformation



Forschungsprodukte & Biochemikalien



Zellkultur & Verbrauchsmaterial



Diagnostik & molekulare Diagnostik



Laborgeräte & Service

Weitere Information auf den folgenden Seiten!
See the following pages for more information!



Lieferung & Zahlungsart

siehe unsere [Liefer- und Versandbedingungen](#)

Zuschläge

- Mindermengenzuschlag
- Trockeneiszuschlag
- Gefahrgutzuschlag
- Expressversand

SZABO-SCANDIC HandelsgmbH

Quellenstraße 110, A-1100 Wien

T. +43(0)1 489 3961-0

F. +43(0)1 489 3961-7

mail@szabo-scandic.com

www.szabo-scandic.com

[linkedin.com/company/szaboscandic](https://www.linkedin.com/company/szaboscandic) 

Monosan[®] Aqueous Mount, Aqueous Mounting Medium

REF / Cat. No.: MON-APP188 30 ml
MON-APP189 60 ml

Instructions for use

Intended use

Monosan[®] Aqueous Mount is an aqueous mounting medium for histological and cytological preparations. It is especially suitable for mounting of tissue sections stained with alcohol-soluble chromogenic substrates such as Fast Red or AEC. Even sections stained with alcohol-resistant chromogenic substrates can be mounted with Aqueous Mount if they were *not* previously dehydrated. Monosan[®] Aqueous Mount is intended for research use only.

Reagent provided

Monosan[®] Aqueous Mount in the following formats:

30 ml Ready-to-use (Cat. No. MON-APP188)
60 ml Ready-to-use (Cat. No. MON-APP189)

Storage and Handling

The solution should be stored at room temperature in the original container without further dilution. Please store the reagent in a dark place and do not freeze it. Under these conditions the solution is stable up to the expiry date indicated on the label. Do not use product after the expiry date. If you observe unusual staining or other deviations from the expected results which could possibly be caused by the kit reagents please contact Monosans' technical support or your local distributor.

Precautions

Use by qualified personnel only. Wear protective clothing to avoid contact of reagents or specimen with eye, skin or mucous membrane. In case of a reagent or specimen coming into contact with a sensitive area, wash the area with large amounts of water. In case of swallowing rinse the mouth excessively with large amounts of water and turn to a doctor. A material safety data sheet (MSDS) is available upon request.

Reagent Preparation

The solution is ready-to-use.

Application

Apply a sufficient amount of Aqueous Mount onto the stained histological or cytological section; depending on the size of section 2 to 5 drops. Cover with a coverslip. Heating of the mounted section for hardening is *not* necessary. Coverslips can be removed by soaking the section over night in water.

Limitations of the procedure










Monosan[®] guarantees that the product will meet all requirements described from its shipping date until its expiry date, as long as the product is correctly stored and utilized. No additional guarantees can be given. Under no circumstances shall Monosan[®] be liable for any damages arising out of the use of the reagent provided.

Performance characteristics

Monosan® has conducted studies to evaluate the performance of the reagent. The product has been found to be suitable for the intended use.

FOR RESEARCH USE ONLY, NOT FOR DRUG, DIAGNOSTIC OR OTHER USE.

Explanation of the symbols on the product label:

	Bestellnummer Catalog Number Reference du catalogue		Chargenbezeichnung Batch Code Code du lot		Reizend Irritant Irritant
	Gesundheitsschädlich Harmful Nocif		Giftig Toxic Toxique	 Hersteller / Manufacturer / Fabricant Monosan® Frontstraat 2c 5405 PB Uden The Netherlands Tel: (+31) 413 251115 Fax: (+31) 413 266605 info@monosan.com www.monosan.com	
	Verwendbar bis Use By Utiliser jusque				
	Gebrauchsanweisung beachten Consult Instructions for use Consulter les instructions d'utilisation		Lagerungstemperatur Temperature Limitation Limites de température		