



SZABO SCANDIC

Part of Europa Biosite

Produktinformation



Forschungsprodukte & Biochemikalien



Zellkultur & Verbrauchsmaterial



Diagnostik & molekulare Diagnostik



Laborgeräte & Service

Weitere Information auf den folgenden Seiten!
See the following pages for more information!



Lieferung & Zahlungsart

siehe unsere [Liefer- und Versandbedingungen](#)

Zuschläge

- Mindermengenzuschlag
- Trockeneiszuschlag
- Gefahrgutzuschlag
- Expressversand

SZABO-SCANDIC HandelsgmbH

Quellenstraße 110, A-1100 Wien

T. +43(0)1 489 3961-0

F. +43(0)1 489 3961-7

mail@szabo-scandic.com

www.szabo-scandic.com

[linkedin.com/company/szaboscandic](https://www.linkedin.com/company/szaboscandic) 

DAB Chromogen Kit

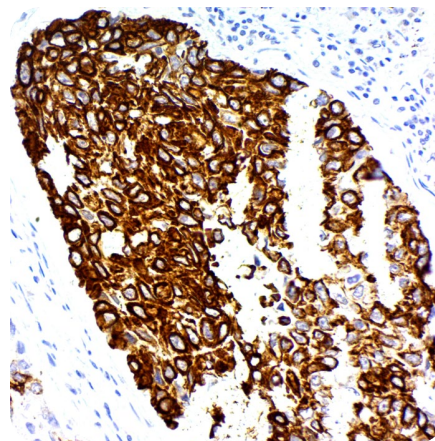
Description: 3,3'Diaminobenzidine (DAB) is a widely used chromogen for immunohistochemical staining and immunoblotting. When in the presence of peroxidase enzyme, DAB produces a brown precipitate that is insoluble in alcohol. This product is available in a two component form consisting of a liquid, refrigerator stable DAB Chromogen and DAB Substrate. The standard working dilution is 50ul (0.9mg) of DAB Chromogen per 1ml of DAB Substrate, although the ratio can be adjusted as desired. The use of liquid components reduces some risks associated with handling powders (ie. dust inhalation), and eliminates waste which often results from using tablets that require a predetermined final volume. Once the two components are combined, the reagent can be used for up to six hours, making it ideal for automated stainers.

Uses/Limitations: Not to be taken internally.
For In-Vitro Diagnostic use only.
Hematologic applications.
Do not use if reagents become cloudy.
Do not use past expiration date.
Use caution when handling reagents.
Non-Sterile.

Control Tissue: Any well-fixed frozen or FFPE tissue.

Contents:

Volume	
3ml	DAB Chromogen
5ml	DAB Substrate (x11)





Storage: Store at 2-8°C. Each component is stable for 18 months from the date of manufacture.


Ordering Information and Current Pricing at www.scytek.com

Precautions: DAB Chromogen: Contains Diaminobenzidine in buffer. DAB is a suspected carcinogen.. Avoid contact with skin and eyes. Reagent is acidic and can cause burns if skin contact occurs. Handle with care and dispose of according to regulations.

DAB Substrate: Contains Hydrogen Peroxide in buffer. Avoid contact with skin and eyes.

Storage: 2° C  8° C

 ScyTek Laboratories, Inc.
205 South 600 West
Logan, UT 84321
U.S.A.

CE 

EC REP
Emergo Europe
Prinsessegracht 20
2514 AP The Hague, The Netherlands

Instructions For Use ACH500-IFU

Rev. Date: Nov. 5, 2021

Revision: 5

Page 2 of 2


P.O. Box 3286 - Logan, Utah 84323, U.S.A. - Tel. (800) 729-8350 - Fax (435) 755-0015 - www.scytek.com


Procedure:

1. After incubation and rinse of HRP, combine 8 drops of DAB Chromogen to 1 Vial of DAB Substrate. Mix well.
2. Apply mixture to tissue section for 5 minutes.
3. Rinse 1 time in DI Water.
4. Apply DAB Chromogen/Substrate mixture and incubate for a second 5-minute period.
5. Rinse 3 times DI water
6. Counterstain, dehydrate, and clear in xylene or xylene substitute and coverslip.

References:

1. Keiichi Abe, Ryo Shimada, Yoshikazu Okada & Kazuhiko Kibayashi (2016) Traumatic brain injury decreases serotonin transporter expression in the rat cerebrum, Neurological Research, 38:4, 358-363, DOI: 10.1080/01616412.2015.1110402
2. Tominaga T, Shimada R, Okada Y, Kawamata T, Kibayashi K (2019) Senescence-associated- β -galactosidase staining following traumatic brain injury in the mouse cerebrum. PLoS ONE 14(3): e0213673. <https://doi.org/10.1371/journal.pone.0213673>
3. Furat Rençber, Selenay, Sema Kurnaz Ozbek, Ceyla Eraldemir, Zehra Sezer, Tugba Kum, Sureyya Ceylan, and Elif Guzel. "Effect of Resveratrol and Metformin on Ovarian Reserve and Ultrastructure in PCOS: An Experimental Study." Journal of Ovarian Research 11, no. 1 (June 29, 2018): 55. <https://doi.org/10.1186/s13048-018-0427-7>.

Storage: 2° C  8° C



ScyTek Laboratories, Inc.
205 South 600 West
Logan, UT 84321
U.S.A.

CE 

EC REP
Emergo Europe
Prinsessegracht 20
2514 AP The Hague, The Netherlands