



SZABO SCANDIC

Part of Europa Biosite

Produktinformation



Forschungsprodukte & Biochemikalien



Zellkultur & Verbrauchsmaterial



Diagnostik & molekulare Diagnostik



Laborgeräte & Service

Weitere Information auf den folgenden Seiten!
See the following pages for more information!



Lieferung & Zahlungsart

siehe unsere [Liefer- und Versandbedingungen](#)

Zuschläge

- Mindermengenzuschlag
- Trockeneiszuschlag
- Gefahrgutzuschlag
- Expressversand

SZABO-SCANDIC HandelsgmbH

Quellenstraße 110, A-1100 Wien

T. +43(0)1 489 3961-0

F. +43(0)1 489 3961-7

mail@szabo-scandic.com

www.szabo-scandic.com

[linkedin.com/company/szaboscandic](https://www.linkedin.com/company/szaboscandic) 

Aqueous-Mount

Description: Is formulated for coverslipping sections stained with alcohol soluble chromogens, such as Fast-Red or AEC. Available in convenient dropper top bottles. Coverslips can be removed by soaking in water. No heating is required before use.

Availability/Contents:	Item #	Volume
	AMT030	30 ml Dropper
	AMT060	60 ml Dropper
	AMT500	500 ml
	AMT999	1000 ml

Uses/Limitations: Not to be taken internally.
For In-Vitro Diagnostic use.
Histological applications.
Do not use if reagents become cloudy.
Do not use past expiration date.
Use caution when handling reagents.
Non-Sterile.



Ordering Information and Current Pricing at www.scytek.com

Precautions: Avoid contact with skin and eyes.
Harmful if swallowed.
Follow all Federal, State, and local regulations regarding disposal.


Procedure:


1. Apply adequate Aqueous-Mount to cover sample on microscope slide and coverslip.
2. Allow slides to dry.

Note: Coverslips may be removed by soaking in water overnight.

References:

1. Turgut A, Goruk NY, Tunc SY, Agaçayak E, Alabalik U, Yalinkaya A, Gül T. Expression of extracellular matrix metalloproteinase inducer (EMMPRIN) in the endometrium of patients with repeated implantation failure after in vitro fertilization. Eur Rev Med Pharmacol Sci. 2014 Jan 1;18(2):275-80.
2. Inan M, Uz YH, Kizilay G, Topcu-Tarladacalisir Y, Sapmaz-Metin M, Akpolat M, Aydogdu N. Protective effect of sildenafil on liver injury induced by intestinal ischemia/reperfusion. Journal of pediatric surgery. 2013 Aug 31;48(8):1707-15.

Storage: 18° C  25° C

 ScyTek Laboratories, Inc.
205 South 600 West
Logan, UT 84321
U.S.A.

CE 

EC REP

Emergo Europe
Prinsessegracht 20
2514 AP The Hague, The Netherlands

Instructions For Use AMT-IFU


Rev. Date: Feb. 13, 2017


Revision: 3

Page 2 of 2

P.O. Box 3286 - Logan, Utah 84323, U.S.A. - Tel. (800) 729-8350 – Tel. (435) 755-9848 - Fax (435) 755-0015 - www.scytek.com

3. Dakhama A, Collins ML, Ohnishi H, Goleva E, Leung DY, Alam R, Sutherland ER, Martin RJ, Gelfand EW. IL-13-producing BLT1-positive CD8 cells are increased in asthma and are associated with airway obstruction. *Allergy*. 2013 May 1;68(5):666-73.
4. Harn HJ, Huang MH, Huang CT, Lin PC, Yen SY, Chou YW, Ho TJ, Chu HY, Chiou TW, Lin SZ. Rejuvenation of aged pig facial skin by transplanting allogeneic granulocyte colony-stimulating factor-induced peripheral blood stem cells from a young pig. *Cell transplantation*. 2013 Apr 1;22(4):755-65.
5. Sonmez K, Gurel A, Takai S. Immunocytochemical detection of *Rhodococcus equi* in tracheal washes of foals. *Journal of comparative pathology*. 2011 Jul 31;145(1):6-11.
6. Ay H, Ulupinar E, Ünal N. Pyridoxine might not have a preventive effect on the retinyl palmitate-induced viscerocranial anomalies. *Annals of Anatomy-Anatomischer Anzeiger*. 2010 Apr 20;192(2):75-81.
7. Kuloglu T, Dabak DO. Determination of ghrelin immunoreactivity in kidney tissues of diabetic rats. *Renal failure*. 2009 Jan 1;31(7):562-6.
8. Castillo SS, Doger MM, Bolkent S, Yanardag R. Cholesterol efflux and the effect of combined treatment with niacin and chromium on aorta of hyperlipidemic rat. *Molecular and cellular biochemistry*. 2008 Jan 1;308(1-2):151-9.
9. McLemore GL, Cooper RZ, Richardson KA, Mason AV, Marshall C, Northington FJ, Gauda EB. Cannabinoid receptor expression in peripheral arterial chemoreceptors during postnatal development. *Journal of Applied Physiology*. 2004 Oct 1;97(4):1486-95.

Storage: 18° C  25° C

 ScyTek Laboratories, Inc.
205 South 600 West
Logan, UT 84321
U.S.A.



Emergo Europe
Prinsessegracht 20
2514 AP The Hague, The Netherlands