



SZABO SCANDIC

Part of Europa Biosite

Produktinformation



Forschungsprodukte & Biochemikalien



Zellkultur & Verbrauchsmaterial



Diagnostik & molekulare Diagnostik



Laborgeräte & Service

Weitere Information auf den folgenden Seiten!
See the following pages for more information!



Lieferung & Zahlungsart

siehe unsere [Liefer- und Versandbedingungen](#)

Zuschläge

- Mindermengenzuschlag
- Trockeneiszuschlag
- Gefahrgutzuschlag
- Expressversand

SZABO-SCANDIC HandelsgmbH

Quellenstraße 110, A-1100 Wien

T. +43(0)1 489 3961-0

F. +43(0)1 489 3961-7

mail@szabo-scandic.com

www.szabo-scandic.com

[linkedin.com/company/szaboscandic](https://www.linkedin.com/company/szaboscandic) 

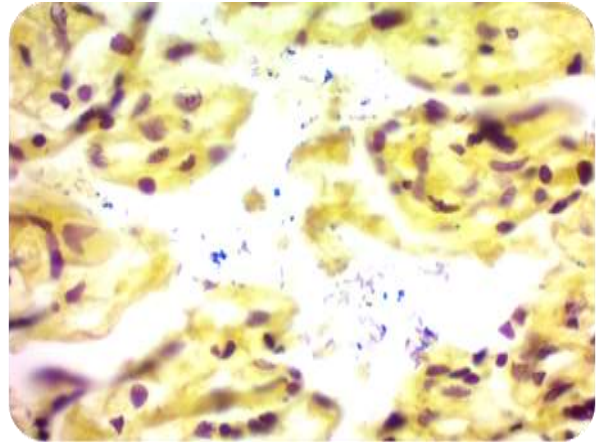
Crystal Violet Solution (0.5%)

Description: *Crystal Violet Solutions are the standard dye for staining gram positive bacteria.*

Gram Positive Bacteria: Blue

Uses/Limitations: *Not to be taken internally.
For In-Vitro Diagnostic use only.
Histological applications.
Do not use if reagents become cloudy.
Do not use past expiration date.
Use caution when handling reagents.
Non-Sterile.*

Control Tissue: *Any well fixed tissue section.
Air dried smear.*



Precautions: *Avoid contact with skin and eyes.
Harmful if swallowed.
Follow all Federal, State, and local regulations regarding disposal.*


Procedure:


1. *Deparaffinize sections if necessary and hydrate to distilled water.*
2. *Apply adequate Crystal Violet Solution to completely cover tissue section and incubate for 1-3 minute(s).*
3. *Rinse slide in distilled water to remove excess stain.*
4. *Continue with desired gram staining protocol.*

Other Notes: *Gram positive bacteria that are dying, dead or being treated with antibiotics may stain variably (red).*


References:

1. *Sheehan, DC., Hrapchak, BB. Theory and Practice of Histotechnology; 1980, page 235.*
2. *Su, R.J., Wang, P. Role of Gram stain in microbiological laboratories with limited resources. Reviews in Medical Microbiology. July 2011, Volume 22, Issue 3: pages 41-44. Doi: 10.1097/MRM.0b013e3283478a08.*
3. *Marira, J., Surekha, Y, Asangi, K.S., Suresh, B.S., Ramesh, S. Sputum Gram Stain Assessment in Relation to Sputum Culture for Respiratory Tract Infections in a Tertiary Care Hospital. Journal of Clinical and Diagnostic Research. December 2011, Volume 5(8): pages 1699-1700.*

Storage: 18° C  25° C

 ScyTek Laboratories, Inc.
205 South 600 West
Logan, UT 84321
U.S.A.

 EmergoEurope (31)(0) 70 345-8570
Molsstraat 15
2513 BH Hague, The Netherlands