



SZABO SCANDIC

Part of Europa Biosite

Produktinformation



Forschungsprodukte & Biochemikalien



Zellkultur & Verbrauchsmaterial



Diagnostik & molekulare Diagnostik



Laborgeräte & Service

Weitere Information auf den folgenden Seiten!
See the following pages for more information!



Lieferung & Zahlungsart

siehe unsere [Liefer- und Versandbedingungen](#)

Zuschläge

- Mindermengenzuschlag
- Trockeneiszuschlag
- Gefahrgutzuschlag
- Expressversand

SZABO-SCANDIC HandelsgmbH

Quellenstraße 110, A-1100 Wien

T. +43(0)1 489 3961-0

F. +43(0)1 489 3961-7

mail@szabo-scandic.com

www.szabo-scandic.com

[linkedin.com/company/szaboscandic](https://www.linkedin.com/company/szaboscandic) 

EconoTek Alk-Phos Anti-Polyvalent Lab Pack

Description: The EconoTek staining kit provides an economical and effective option with incubation times of 30 minutes each for the Link Antibody and Enzyme Label. The bulk kits are ideal for high volume laboratories. Each Pack contains one bottle of Super Block (universal protein block), one bottle of Biotinylated Antibody (Polyvalent), and one bottle of Alkaline Phosphatase Labeled Streptavidin.

Species of Origin: Goat
Antigen Specificity: Anti-Polyvalent (Mouse, Rat, Rabbit and Guinea Pig).
Preadsorbed Against: Human
Enzyme Conjugate: Alkaline Phosphatase
Chromogen Substrate: None Provided

Contains: 500mL of Super Block.
 500mL container of Anti-polyvalent.
 500mL container of Alk-Phos

Uses/Limitations: Not to be taken internally.
 For In-Vitro Diagnostic use.
 Histological applications.
 Do not use if reagents become cloudy.
 Do not use past expiration date.
 Use caution when handling reagents.
 Non-Sterile.

Control Tissue: Any FFPE tissue.
 Any Fresh or Frozen tissue.
 Cell smear or spin.


Ordering Information and Current Pricing at www.scytek.com

Availability:	Item #	Volume
	EAP125	125ml each
	EAP500	500ml each
	EAP999	1000ml each


Storage: Store at 2-8°C.

Precautions: Avoid contact with skin and eyes.
 Harmful if swallowed.
 Follow all Federal, State, and local regulations regarding disposal.

Storage: 2° C  8° C

 ScyTek Laboratories, Inc.
 205 South 600 West
 Logan, UT 84321
 U.S.A.


 Emergo Europe
 Prinsessegracht 20
 2514 AP The Hague, The Netherlands


Recommended, But Not Included:

<u>Item #</u>	<u>Description</u>
PBE500	Phosphate Buffered Saline + Tween 20 (10x) pH 7.4
or TBE500	Tris Buffered Saline + Tween 20 (10x) pH 7.5
TES500	Tris EDTA HIER other antigen retrieval solution.
PRD500	Permanent Red Bulk Pack (For Alkaline Phosphatase)
HMM500	Hematoxylin, Mayer's (Lillie's Modification)
BRT500	Bluing Reagent

Procedure:

1. Rehydrate tissue slides.
2. Submerge slides in Antigen Retrieval solution and loosely cap.
3. Add Distilled water to bottom of Autoclave or Pressure Cooker (about 1 inch deep in Pressure Cooker).
4. Place Coplin jar in Pressure Cooker or Autoclave.
5. Turn heat on and allow pressure to rise to 20-25 PSI.
6. Maintain pressure at 20-25 PSI for 5 minutes.
7. Turn off heat source and allow to cool.
8. When pressure has dropped to ambient, carefully remove lid or open door.
9. Using tongs, remove Coplin Jar and place on counter.
10. Once Coplin Jar cools to room temperature remove slides, rinse several times in buffer and proceed with staining as usual.
11. Apply Super Block (AAA), and incubate for 5 minutes at room temperature to block nonspecific background staining. **Note:** Do not exceed 10 minutes or there may be a reduction in desired stain.
12. Rinse 3 times in buffer.
13. Apply primary antibody and incubate according to manufacturer's protocol.
14. Rinse 3 times in buffer.
15. Apply EconoTek Anti-Polyvalent (ABS) and incubate for 30 minutes at room temperature.
16. Rinse 3 times in buffer.
17. Apply EconoTek Alk-Phos (ABV) and incubate for 30 minutes at room temperature.
18. Rinse 3 times in buffer followed by 1 rinse in DI water.
19. Combine one drop of Permanent Red Concentrate to each 3ml of Permanent Red Buffer. Combined mixture may be used for up to two hours.
20. Apply mixture to tissue section and incubate for 5 minutes.
21. Rinse 3 times in buffer.
22. Apply Hematoxylin, Mayer's (HMM) and incubate for 1 minute. *(Not included)*
23. Rinse 3 times in distilled water.
24. Apply Bluing Reagent (BRT) and incubate for 5-10 seconds. *(Not included)*
25. Rinse immediately in distilled or deionized water.
26. Quickly dehydrate in alcohol and clear in xylene or substitute.

 Storage: 2° C  8° C



ScyTek Laboratories, Inc.
205 South 600 West
Logan, UT 84321
U.S.A.



EC REP

Emergo Europe
Prinsessegracht 20
2514 AP The Hague, The Netherlands

Note: Alcohol and Xylene can cause chromogen to leach from tissue over extended periods of time.

27. Mount and coverslip with synthetic medium.

Troubleshooting Guide

Overstaining:


1. Concentration of the primary antibody was too high or the incubation time was too long.
2. Temperature during incubation was too high.
3. Incubation time with link antibody or streptavidin/enzyme label was too long.


Nonspecific Background Staining:

1. Rinsing between steps was inadequate.
2. Tissue was allowed to dry with reagents on.
3. Folds in tissue trapped reagents.
4. Tissue contains endogenous peroxidase.
5. Tissue contains endogenous biotin.
6. Antigen migrated in tissue.
7. Excessive tissue adhesive on slides.
8. Inadequate blocking with protein block.

Weak Staining:

1. Primary antibody concentration was too low or incubation time was too short.
2. Reagents are past their expiration date.
3. Inadequate removal of wash water between steps, resulting in dilution of reagents.
4. Counterstain or mounting media were incompatible and dissolved the chromogen reaction product.
5. Room temperature was excessively cool.
6. The primary antibody does not recognize an antigen that survives fixation and embedding in high enough amounts.
7. Excessive incubation with protein block (Super Block).

Storage: 2° C  8° C

 ScyTek Laboratories, Inc.
205 South 600 West
Logan, UT 84321
U.S.A.



Emergo Europe
Prinsessegracht 20
2514 AP The Hague, The Netherlands