



# SZABO SCANDIC

Part of Europa Biosite

## Produktinformation



Forschungsprodukte & Biochemikalien



Zellkultur & Verbrauchsmaterial



Diagnostik & molekulare Diagnostik



Laborgeräte & Service

Weitere Information auf den folgenden Seiten!  
See the following pages for more information!



### Lieferung & Zahlungsart

siehe unsere [Liefer- und Versandbedingungen](#)

### Zuschläge

- Mindermengenzuschlag
- Trockeneiszuschlag
- Gefahrgutzuschlag
- Expressversand

### SZABO-SCANDIC HandelsgmbH

Quellenstraße 110, A-1100 Wien

T. +43(0)1 489 3961-0

F. +43(0)1 489 3961-7

[mail@szabo-scandic.com](mailto:mail@szabo-scandic.com)

[www.szabo-scandic.com](http://www.szabo-scandic.com)

[linkedin.com/company/szaboscandic](https://www.linkedin.com/company/szaboscandic) 

P.O. Box 3286 - Logan, Utah 84323, U.S.A. - Tel. (800) 729-8350 - Fax (435) 755-0015 - [www.scytek.com](http://www.scytek.com)

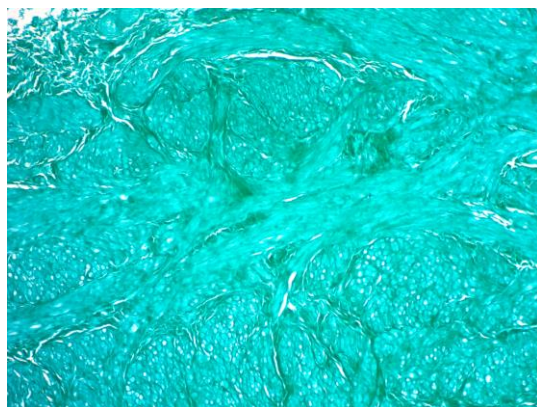
# Fast Green Solution

**Description:** Fast Green Solution stains collagen, reticular fibers, and most other tissue types various shades of green and is commonly used as a counterstain. It is manufactured using certified Fast Green FCF and is provided as a single component, Ready-To-Use reagent. It's also us

**Uses/Limitations:** Not to be taken internally.  
For In-Vitro Diagnostic use only.  
Histological applications.  
Do not use if reagent becomes cloudy.  
Do not use past expiration date.  
Use caution when handling reagent.  
Non-Sterile.

**Control Tissue:** Any well-fixed tissue.

<b>Availability:</b>	<u>Item #</u>	<u>Volume</u>
	FGN125	125 ml
	FGN500	500 ml
	FGN999	1000 ml




**Storage:** Store at Room Temperature at 18-25°C. Product is stable for 18 months from date of manufacture.


**Procedure:**

1. Deparaffinize tissue if necessary and hydrate to distilled water.
2. Stain tissue or cells for 1-5 minutes based on desired staining intensity.
3. If desired, differentiate in a solution of 1% acetic acid. (ScyTek Cat# AAE)
4. Rinse briefly in deionized water and dehydrate to absolute alcohol.
5. Clear and mount slide in a permanent mounting medium.


**References:**

1. Yu, Fei, Hui Zeng, Ming Lei, De-ming Xiao, Wei Li, Hao Yuan, and Jian-jing Lin. "Effects of SIRT1 Gene Knock-out via Activation of SREBP2 Protein-Mediated PI3K/AKT Signaling on Osteoarthritis in Mice." *Journal of Huazhong University of Science and Technology [Medical Sciences]* 36, no. 5 (October 1, 2016): 683-90. <https://doi.org/10.1007/s11596-016-1645-0>.

Storage: 2° C  8° C

 ScyTek Laboratories, Inc.  
205 South 600 West  
Logan, UT 84321  
435-755-9848  
U.S.A.

  
Emergo Europe  
Prinsessegracht 20  
2514 AP The Hague, The Netherlands