



SZABO SCANDIC

Part of Europa Biosite

Produktinformation



Forschungsprodukte & Biochemikalien



Zellkultur & Verbrauchsmaterial



Diagnostik & molekulare Diagnostik



Laborgeräte & Service

Weitere Information auf den folgenden Seiten!
See the following pages for more information!



Lieferung & Zahlungsart

siehe unsere [Liefer- und Versandbedingungen](#)

Zuschläge

- Mindermengenzuschlag
- Trockeneiszuschlag
- Gefahrgutzuschlag
- Expressversand

SZABO-SCANDIC HandelsgmbH

Quellenstraße 110, A-1100 Wien

T. +43(0)1 489 3961-0

F. +43(0)1 489 3961-7

mail@szabo-scandic.com

www.szabo-scandic.com

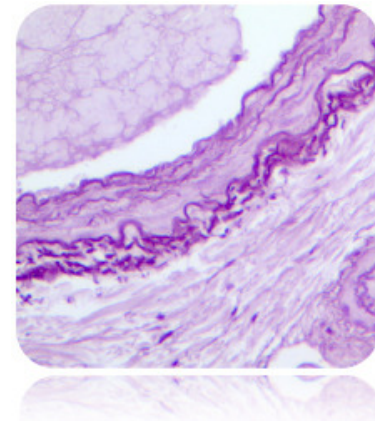
[linkedin.com/company/szaboscandic](https://www.linkedin.com/company/szaboscandic) 

Orcein Solution

Description: Orcein Solution may be used in histology procedures for the visualization of Hepatitis B surface Antigen (HBsAg), elastic fibers, and copper associated proteins. HBsAg appears as irregular shaped aggregates in the cytoplasmic region of the cells. This reagent may be used on formalin-fixed, paraffin-embedded or frozen sections.

HBsAg:	Dark Brown/Purple
Elastic Fibers:	Dark Brown/Purple
Copper Assoc. Proteins:	Dark Purple
Background:	Light Reddish/Purple

Uses/Limitations: Not to be taken internally.
For In-Vitro Diagnostic use only.
Histological applications.
Do not use if reagents become cloudy.
Do not use past expiration date.
Use caution when handling reagents.
Non-Sterile.



Control Tissue: Known hepatitis positive liver.
Lung for elastic fiber.
Any well fixed tissue cut 3-5 microns.

Ordering information regarding additional recommended individual components on back page!


Availability:


<u>Item #</u>	<u>Description</u>	<u>Volume</u>	<u>Storage</u>
OAA500	Orcein Solution	500 ml	18-25 °C
OAA999	Orcein Solution	1000 ml	18-25 °C

Recommended Reagents For This Procedure Sold Separately:


<u>Item #</u>	<u>Description</u>	<u>Storage</u>
PPG	Potassium Permanganate Sol. (5%)	18-25 °C
SAQ	Sulfuric Acid Solution (3%)	18-25 °C
OQB	Oxalic Acid Solution (2%)	18-25 °C
DSA	Differentiating Solution	18-25 °C
EAS	Alcohol, Reagent (70%)	18-25 °C

Precautions: Avoid contact with skin and eyes.
Harmful if swallowed.
Follow all Federal, State, and local regulations regarding disposal.

Storage: 18° C  25° C

 ScyTek Laboratories, Inc.
205 South 600 West
Logan, UT 84321
U.S.A.

 EmergoEurope (31)(0) 70 345-8570
Molsnstraat 15
2513 BH Hague, The Netherlands

Procedure:**Prepare Oxidizing Immediately Prior to Beginning Procedure:**

Combine: 50 ml Distilled Water
 5 ml Potassium Permanganate Solution (5%)
 3 ml Sulfuric Acid Solution (3%)

Mix thoroughly.

1. Deparaffinize sections if necessary and hydrate to distilled water.
2. Incubate slide in freshly prepared Oxidizing Solution for 10 minutes.
3. Rinse slide briefly in running tap water followed by 1 dip in distilled water.
4. Incubate slide in Oxalic Acid Solution (2%) for 10 minutes.

Note: Section should be colorless following this step.

5. Rinse slide for 1 minute in running tap water followed by 2 dips in distilled water.
6. Apply adequate Orcein Solution to cover tissue and incubate slide in Orcein Solution for 2 hours.

Note: Check periodically and apply additional stain as needed to avoid drying.


7. Rinse slide in Alcohol, Reagent (70%).
8. Apply Differentiating Solution for 3-5 seconds.
9. Dip slide in Alcohol, Reagent (70%) and check slide microscopically for proper differentiation.


Note: Repeat step 8 if necessary.

10. Dehydrate quickly in 3 changes of absolute alcohol.
11. Clear, and mount in synthetic resin.

References:


1. Deodhar K.P., Tapp E., Scheuer P.J. Orcein staining of Hepatitis B Antigen in paraffin sections of Liver Biopsies. Journal of Clinical Pathology; vol. 28: pages 66-70, 1975.
2. Salaspuro, M., Sipponen, P. Demonstration of an intracellular copper-binding protein by Orcein staining in long-standing cholestatic liver diseases. Gut, 1976, volume 17: pages 787-790.

Storage: 18° C  25° C



ScyTek Laboratories, Inc.
205 South 600 West
Logan, UT 84321
U.S.A.

 IVD

 EmergoEurope (31)(0) 70 345-8570
Molsnstraat 15
2513 BH Hague, The Netherlands

Instructions For Use

OAA-IFU

Rev. Date: Feb. 8, 2012

Revision: 3


Page 3 of 3

P.O. Box 3286 - Logan, Utah 84323, U.S.A. - Tel. (800) 729-8350 – Tel. (435) 755-9848 - Fax (435) 755-0015 - www.scytek.com

Bulk Reagent Ordering Information and Current Pricing at www.scytek.com


Description:	Catalog #	Volume
Potassium Permanganate Solution (5%)	PPG030	30 ml
	PPG125	125 ml
Sulfuric Acid Solution (3%)	SAQ125	125 ml
	SAQ500	500 ml
	SAQ999	1000 ml
Oxalic Acid Solution (2%)	OQB500	500 ml
	OQB999	1000 ml
Orcein Solution	OAA125	125 ml
	OAA500	500 ml
	OAA999	1000 ml
Differentiating Solution	DSA125	125 ml
	DSA500	500 ml
Alcohol, Reagent (70%)	EAS500	500 ml
	EAS999	1000 ml

Storage: 18° C  25° C



ScyTek Laboratories, Inc.
205 South 600 West
Logan, UT 84321
U.S.A.

 EmergoEurope (31)(0) 70 345-8570
Molsnstraat 15
2513 BH Hague, The Netherlands