



SZABO SCANDIC

Part of Europa Biosite

Produktinformation



Forschungsprodukte & Biochemikalien



Zellkultur & Verbrauchsmaterial



Diagnostik & molekulare Diagnostik



Laborgeräte & Service

Weitere Information auf den folgenden Seiten!
See the following pages for more information!



Lieferung & Zahlungsart

siehe unsere [Liefer- und Versandbedingungen](#)

Zuschläge

- Mindermengenzuschlag
- Trockeneiszuschlag
- Gefahrgutzuschlag
- Expressversand

SZABO-SCANDIC Handels GmbH

Quellenstraße 110, A-1100 Wien

T. +43(0)1 489 3961-0

F. +43(0)1 489 3961-7

mail@szabo-scandic.com

www.szabo-scandic.com

[linkedin.com/company/szaboscandic](https://www.linkedin.com/company/szaboscandic) 

UltraTek HRP Anti-Rabbit Lab Pack

Species of Origin: Goat
Antigen Specificity: Anti-Rabbit
Preadsorbed Against: Human
Enzyme Conjugate: Horseradish Peroxidase
Chromogen Substrate: None Provided

Uses/Limitations: Do not use past expiration date.
For immunohistochemical studies.


Availability:


<u>REF #</u>	<u>Volume</u>
UHP125	125ml Super Block, 125ml UltraTek Anti-Rabbit, 125ml UltraTek HRP.
UHP500	500ml Super Block, 500ml UltraTek Anti-Rabbit, 500ml UltraTek HRP.
UHP999	1000ml Super Block, 1000ml UltraTek Anti-Rabbit, 1000ml UltraTek HRP.

Storage: 2-8° Centigrade.

Procedure:

1. Deparaffinize and rehydrate tissue section.
2. Wash 2 times in Tris Buffered Saline + Tween 20 (20X) pH 7.4 (catalog # TBT500).
3. If required, incubate tissue in digestive enzyme (catalog # PSS060 or TSS155) or Citrate Plus (catalog # CPL500).
4. Wash 3 times in Tris Buffered Saline + Tween 20 (20X) pH 7.4 (catalog # TBT500).
5. Apply Super Block and incubate for 5 minutes at room temperature to block nonspecific background staining.
Note: Do not exceed 10 minutes or there may be a reduction in desired stain.
6. Wash 1 time in Tris Buffered Saline + Tween 20 (20X) pH 7.4 (catalog # TBT500).
7. Apply primary antibody and incubate according to manufacturer's protocol.
8. Wash 3 times in Tris Buffered Saline + Tween 20 (20X) pH 7.4 (catalog # TBT500).
9. Apply UltraTek Anti-Rabbit (yellow solution), and incubate for 10 minutes at room temperature.

Storage: 2°C  8°C

 ScyTek Laboratories, Inc.
205 South 600 West
Logan, UT 84321 U.S.A.
435-755-9848

CE 

EC REP EmergoEurope (31)(0) 70 345-8570
Molsnstraat 15
2513 BH Hague, The Netherlands

Instructions For Use UHR-IFU

Rev. Date: Sept. 8, 2008

Revision: 1

Page 2 of 3

P.O. Box 3286 - Logan, Utah 84323, U.S.A. - Tel. (800) 729-8350 - Fax (435) 755-0015 - www.scytek.com

10. Wash 3 times in Tris Buffered Saline + Tween 20 (20X) pH 7.4 (catalog # TBT500).
11. Apply UltraTek HRP (red solution), and incubate for 10 minutes at room temperature.
12. Wash 3 times in Tris Buffered Saline + Tween 20 (20X) pH 7.4 (catalog # TBT500).
13. Apply chromogen intended for use with Horseradish Peroxidase and incubate as desired.
14. For optimal results counterstain using Hematoxylin for Automation (catalog # HAQ500).
15. Coverslip using mounting media of choice (catalog # AMT030 or PMT030).

Troubleshooting Guide

Overstaining:


1. Concentration of the primary antibody was too high or the incubation time was too long.
2. Temperature during incubation was too high.
3. Incubation time with link antibody or streptavidin/enzyme label was too long.


Nonspecific Background Staining:

1. Rinsing between steps was inadequate.
2. Tissue was allowed to dry with reagents on.
3. Folds in tissue trapped reagents.
4. Tissue contains endogenous peroxidase.
5. Tissue contains endogenous biotin.
6. Antigen migrated in tissue.
7. Excessive tissue adhesive on slides.
8. Inadequate blocking with protein block.


Weak Staining:

1. Primary antibody concentration was too low or incubation time was too short.
2. Reagents are past their expiration date.
3. Inadequate removal of wash water between steps, resulting in dilution of reagents.
4. Counterstain or mounting media were incompatible and dissolved the chromogen reaction product.

Storage: 2°C  8°C

 ScyTek Laboratories, Inc.
205 South 600 West
Logan, UT 84321 U.S.A.
435-755-9848



 EmergoEurope (31)(0) 70 345-8570
Molsstraat 15
2513 BH Hague, The Netherlands

Instructions For Use UHR-IFU

Rev. Date: Sept. 8, 2008

Revision: 1

Page 3 of 3


P.O. Box 3286 - Logan, Utah 84323, U.S.A. - Tel. (800) 729-8350 - Fax (435) 755-0015 - www.scytek.com


5. Room temperature was excessively cool.
6. The primary antibody does not recognize an antigen that survives fixation and embedding in high enough amounts.
7. Excessive incubation with protein block (Super Block).

No Staining:

1. Steps were inadvertently left out.
2. There is no antigen in the tissue.
3. The primary antibody is not of rabbit origin.
4. Chromogenic substrate has been replaced with another that is not intended for use with Horseradish Peroxidase.

Precautions: Handle with care and dispose of according to all regulations.

Storage: 2°C  8°C

 ScyTek Laboratories, Inc.
205 South 600 West
Logan, UT 84321 U.S.A.
435-755-9848



 EmergoEurope (31)(0) 70 345-8570
Molsnstraat 15
2513 BH Hague, The Netherlands