



SZABO SCANDIC

Part of Europa Biosite

Produktinformation



Forschungsprodukte & Biochemikalien



Zellkultur & Verbrauchsmaterial



Diagnostik & molekulare Diagnostik



Laborgeräte & Service

Weitere Information auf den folgenden Seiten!
See the following pages for more information!



Lieferung & Zahlungsart

siehe unsere [Liefer- und Versandbedingungen](#)

Zuschläge

- Mindermengenzuschlag
- Trockeneiszuschlag
- Gefahrgutzuschlag
- Expressversand

SZABO-SCANDIC HandelsgmbH

Quellenstraße 110, A-1100 Wien

T. +43(0)1 489 3961-0

F. +43(0)1 489 3961-7

mail@szabo-scandic.com

www.szabo-scandic.com

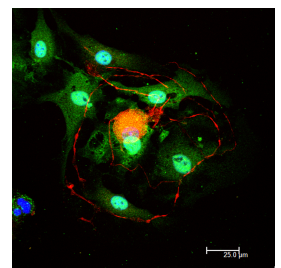
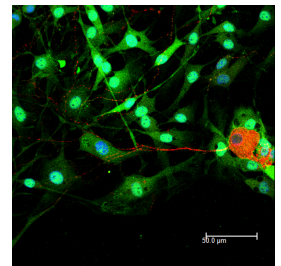
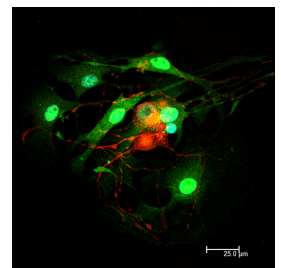
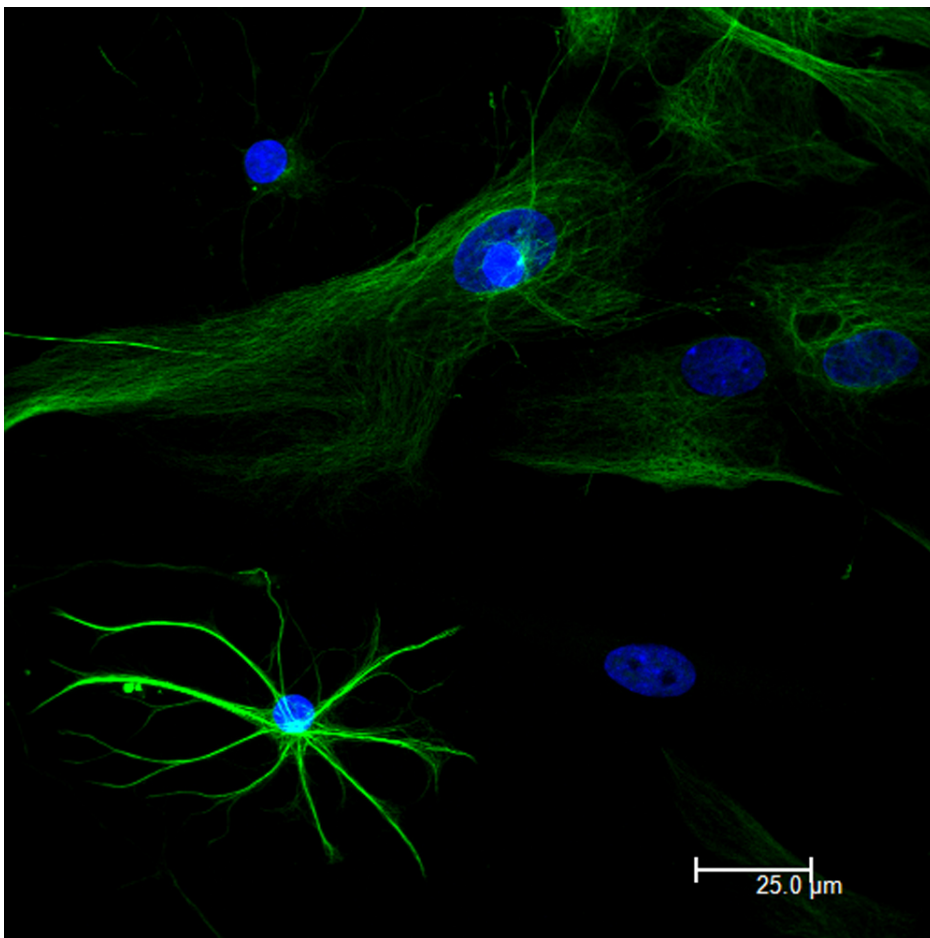
[linkedin.com/company/szaboscandic](https://www.linkedin.com/company/szaboscandic)

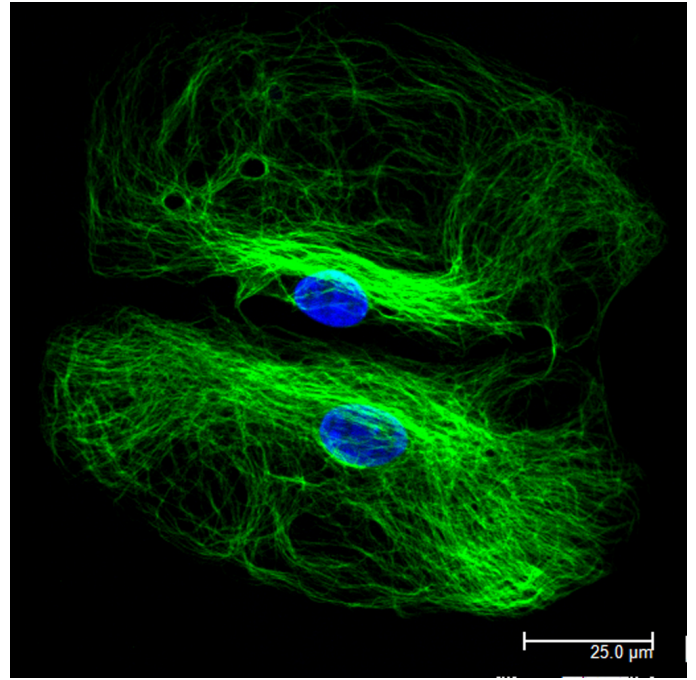
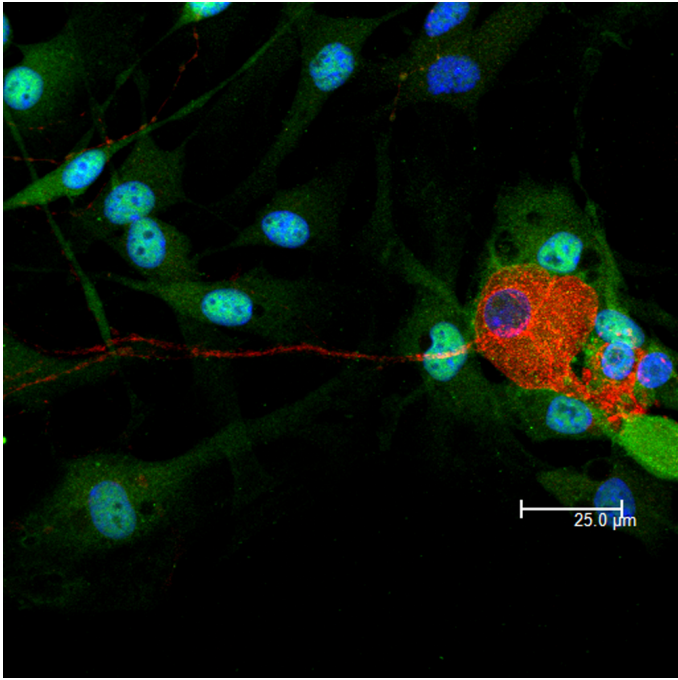


Streptavidin, DyLight™ 488

SA-5488-1

Product Images





Short Description

DyLight 488 Streptavidin can be used to detect biotinylated secondary antibodies and other macromolecules in applications such as immunofluorescence, *in situ* hybridization, or flow cytometry.

Features:

- Advantages of DyLight™ dyes include greater photostability, pH independence, and brighter fluorescence
- Excitation maximum: 493 nm
- Emission maximum: 518 nm
- Color: Green

Additional Information

Unit Size	1 mg
Applications	Immunofluorescence, In situ hybridization, Flow Cytometry/Cell Separation
Recommended Usage	Recommended concentration range for use: 5-30 µg/ml. Avoid using RPMI 1640 or other biotin-containing solutions as diluents. Serum also can contain biotin and should not be added to diluents.
Solution	10 mM HEPES, 0.15 M NaCl, pH 7.5, 0.08% sodium azide.
Maximum Excitation	493 nm
Maximum Emission	518 nm
Recommended Storage	2-8 °C
Concentration	1.0 mg/ml active conjugate
Conjugate	DyLight 488
Color of Fluorescence	Green
Format	Concentrate

