



SZABO SCANDIC

Part of Europa Biosite

Produktinformation



Forschungsprodukte & Biochemikalien



Zellkultur & Verbrauchsmaterial



Diagnostik & molekulare Diagnostik



Laborgeräte & Service

Weitere Information auf den folgenden Seiten!
See the following pages for more information!



Lieferung & Zahlungsart

siehe unsere [Liefer- und Versandbedingungen](#)

Zuschläge

- Mindermengenzuschlag
- Trockeneiszuschlag
- Gefahrgutzuschlag
- Expressversand

SZABO-SCANDIC HandelsgmbH

Quellenstraße 110, A-1100 Wien

T. +43(0)1 489 3961-0

F. +43(0)1 489 3961-7

mail@szabo-scandic.com

www.szabo-scandic.com

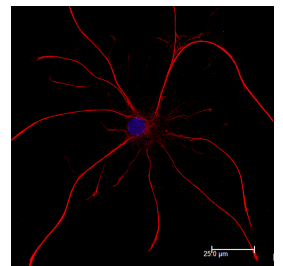
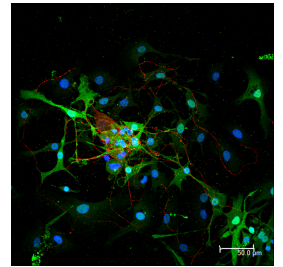
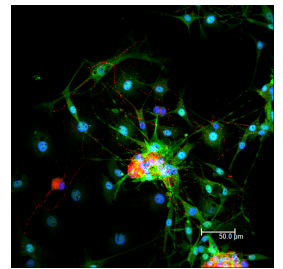
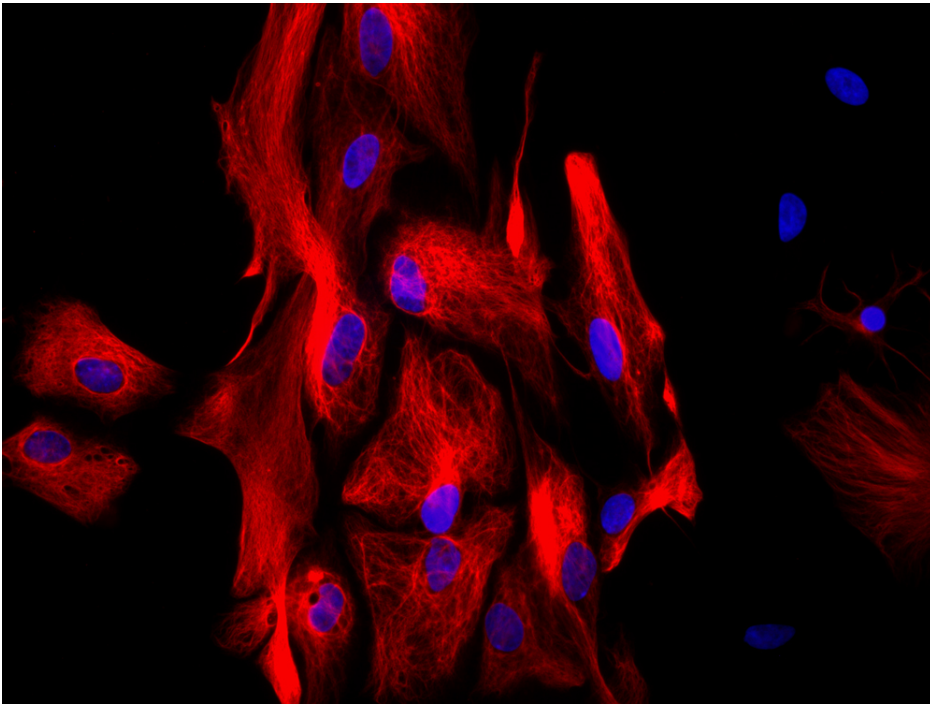
[linkedin.com/company/szaboscandic](https://www.linkedin.com/company/szaboscandic) 

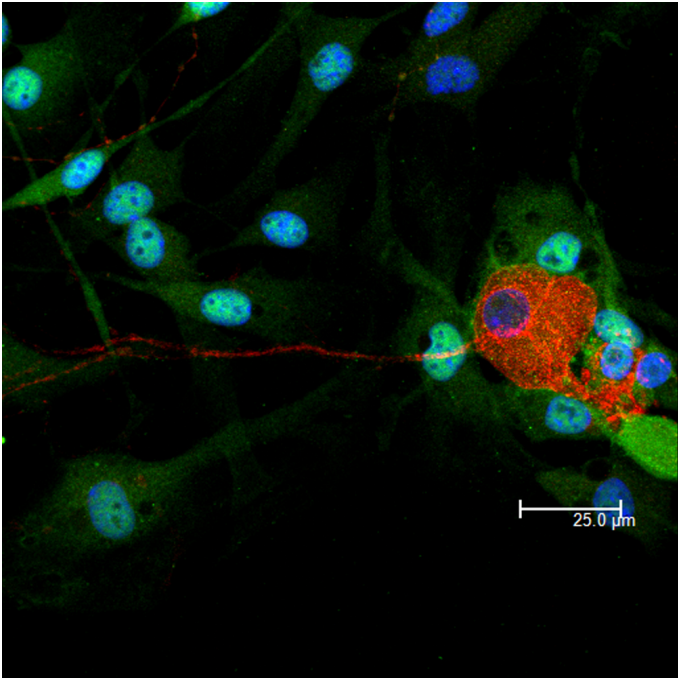


Streptavidin, DyLight™ 549

SA-5549-1

Product Images





Short Description

Vector Laboratories fluorochrome-conjugated streptavidin and avidin reagents are highly purified and possess very low non-specific binding properties. They have extremely high affinity for biotin. These fluorescent conjugates can be used to detect biotinylated secondary antibodies and other macromolecules in applications such as immunofluorescence, in situ hybridization, or flow cytometry.

Features:

- Highly purified and possess very low non-specific binding properties
- Excitation at 556 nm
- Emission at 571 nm
- Color: Orange

Additional Information

Unit Size	1 mg
Applications	Immunofluorescence, In situ hybridization, Flow Cytometry/Cell Separation
Recommended Usage	Recommended concentration range for use 5-30 µg/ml Avoid using RPMI 1640 or other biotin-containing solutions as diluents. Serum also can contain biotin and should not be added to diluents.
Solution	10 mM HEPES, 0.15 M NaCl, pH 7.5, 0.08% sodium azide.
Maximum Excitation	556 nm
Maximum Emission	571 nm
Recommended Storage	2-8 °C
Concentration	1.0 mg/ml active conjugate
Conjugate	DyLight 549
Color of Fluorescence	Orange
Format	Concentrate

