



# SZABO SCANDIC

Part of Europa Biosite

## Produktinformation



Forschungsprodukte & Biochemikalien



Zellkultur & Verbrauchsmaterial



Diagnostik & molekulare Diagnostik



Laborgeräte & Service

Weitere Information auf den folgenden Seiten!  
See the following pages for more information!



### Lieferung & Zahlungsart

siehe unsere [Liefer- und Versandbedingungen](#)

### Zuschläge

- Mindermengenzuschlag
- Trockeneiszuschlag
- Gefahrgutzuschlag
- Expressversand

### SZABO-SCANDIC HandelsgmbH

Quellenstraße 110, A-1100 Wien

T. +43(0)1 489 3961-0

F. +43(0)1 489 3961-7

[mail@szabo-scandic.com](mailto:mail@szabo-scandic.com)

[www.szabo-scandic.com](http://www.szabo-scandic.com)

[linkedin.com/company/szaboscandic](https://www.linkedin.com/company/szaboscandic) 

## ***iLite*<sup>®</sup> CD19 (+) Target Assay Ready Cells**

REF: BM5025

*For research use only. Not for use in diagnostic procedures.*

### **DESCRIPTION**

*iLite*<sup>®</sup> CD19 (+) Target Assay Ready Cells are genetically engineered human cells (Raji, ATCC# CCL-86) optimized to over-express the surface antigen CD19. The cells are to be used as target cells together with *iLite*<sup>®</sup> CD3 Effector Assay Ready Cells for measurement of bi-specific CD3-CD19 antibody activity.

### **CONTENT**

>250 µL of *iLite*<sup>®</sup> Assay Ready Cells suspended in cryoprotective medium from Gibco (cat no 12648-010).

### **RECEIPT AND STORAGE**

Upon receipt confirm that adequate dry-ice is present, and the cells are frozen. Immediately transfer to -80°C storage. Cells should be stored at -80°C or at lower temperature and are stable as supplied until the expiry date shown. Cells should be diluted and plated immediately after thawing.

### **BACKGROUND**

CD19 is expressed exclusively on B lymphocytes. Together with the B cell antigen receptor (BCR), cell surface molecules such as CD19 are regulating the B cell development (1). CD19-positive cells are elevated in malignant tumors and expression is also increased in autoimmune diseases (1).

Several monoclonal therapeutic antibodies have been used in the clinic to inhibit tumor progression or to inhibit autoimmunity. Recently, bispecific antibodies (BsAbs) have been used in order to re-direct immune cells to the tumors by binding simultaneously to the CD3 T cell and the tumor cell (2). The bispecific T cell engager Blinatumomab, directed against CD19 on B cells and CD3 on T cells, received FDA approval for the treatment of B cell malignancies in 2014 (3).

### **APPLICATION**

The *iLite*<sup>®</sup> CD19 (+) Target Assay Ready Cells can be used together with *iLite*<sup>®</sup> CD3 Effector and *iLite*<sup>®</sup> CD19 (-) Target Assay Ready Cells for quantification of bi-specific antibody Blinatumomab activity.

Please see:

- Quantification of bispecific anti-CD3-CD19 activity (LABEL-DOC-0592)







### **RELATED PRODUCTS**

<b>REF</b>	<b>Product name</b>
BM5005	<i>iLite</i> <sup>®</sup> CD3 Effector Assay Ready Cells
BM5026	<i>iLite</i> <sup>®</sup> CD19 (-) Target Assay Ready Cells

## REFERENCES

1. Li X, Ding Y., et al. *CD19, from bench to bedside*. Immunology Letters 183: 86-95 (2017)
2. Goebeler M-E and Bargou R. *Blinatumomab: a CD19/CD3 bispecific T cell engager (BiTE) with unique anti-tumor efficacy* Leuk Lymphoma 57(5):1021-32.(2016)
3. Houot R, Schultz LM, Marabelle and A, Kohrt H. *T-cell-based Immunotherapy: Adoptive Cell Transfer and Checkpoint Inhibition*. Cancer Immunol Res 3(10):1115-22 (2015)

## SYMBOLS ON LABEL

	Lot number		Temperature limitation
	Catalogue number		Biological risk
	Use by		Manufacturer

## PRECAUTIONS

For research use only. This product is intended for professional laboratory research use only. The data and results originating from using the product, should not be used either in diagnostic procedures or in human therapeutic applications.

*iLite*<sup>®</sup> CD19 (+) Target Assay Ready Cells are a stable transfected cell line of human origin classified as a Class 1 Genetically Modified Microorganism. This is based on the conclusion that neither insert nor vector adds anything to the biosafety level since the cells cannot produce active virus. They should be handled in accordance with EU directive (2009/41/EC) and disposed of in a licensed contained-use facility in accordance with these regulations. When used in accordance with the manufacturer's product specification, the requirements of EC Directive 2009/41/EC on the contained-use of genetically modified microorganisms are deemed to have been met.

Residues of chemicals and preparations generally considered as biohazardous waste and should be inactivated prior to disposal by autoclaving or using bleach. All such materials should be disposed of in accordance with established safety procedures.

## PROPRIETARY INFORMATION

In accepting delivery of *iLite*<sup>®</sup> Assay Ready Cells the recipient agrees not to sub-culture these cells, attempt to sub-culture them or to give them to a third party, and only to use them directly in assays. *iLite*<sup>®</sup> cell-based products are covered by patents which is the property of Svar Life Science AB and any attempt to reproduce the delivered *iLite*<sup>®</sup> Assay Ready Cells is an infringement of these patents.