

Evans Blue

sc-203736

Material Safety Data Sheet



The Power is Question

Hazard Alert Code
Key:

EXTREME

HIGH

MODERATE

LOW

Section 1 - CHEMICAL PRODUCT AND COMPANY IDENTIFICATION

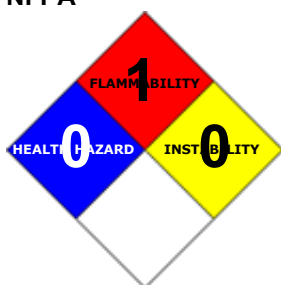
PRODUCT NAME

Evans Blue

STATEMENT OF HAZARDOUS NATURE

CONSIDERED A HAZARDOUS SUBSTANCE ACCORDING TO OSHA 29 CFR 1910.1200.

NFPA



SUPPLIER

Company: Santa Cruz Biotechnology, Inc.

Address:

2145 Delaware Ave

Santa Cruz, CA 95060

Telephone: 800.457.3801 or 831.457.3800

Emergency Tel: CHEMWATCH: From within the US and
Canada: 877-715-9305

Emergency Tel: From outside the US and Canada: +800 2436
2255 (1-800-CHEMCALL) or call +613 9573 3112

PRODUCT USE

■ Direct dyes include water-soluble anionic azo dyes, which require the presence of electrolytes for the dyeing process. Most of the direct dyes are benzidine-based. They are classified as direct dyes, because they may be applied directly to celluloid fibres. Furthermore, they are used for colouring of rayon, paper, leather and to a less extent nylon. Dye used in the determination of blood and plasma volumes. The patient should be in the fasting state and have been recumbent for at least 15 mins. An intravenous injection (5 ml of 0.5% solution diluted with 2 ml sodium chloride injection) is given into the median antecubital vein of one arm and samples of blood are withdrawn at intervals from the opposite antecubital vein. Mixing with blood is complete in about 9 mins. or up to 15 mins. in patients with impaired cardiac function. Concentration of dye is determined colorimetrically. Calculated plasma volume is corrected according to haematocrit value to yield the blood volume. Aqueous solutions may be autoclaved at 15 lbs pressure (30 mins.); dyes prepared in physiological saline should not be autoclaved. Intermediate

SYNONYMS

C34-H24-N6-Na4-O14-S4, "1, 3-naphthalenedisulfonic acid, 6, 6' -((3, 3' -dimethyl-4, 4' -", biphenylene)-, "1, 3-naphthalenedisulfonic acid, 6, 6' -((3, 3' -dimethyl-4, 4' -", biphenylene)-, "bis-(azo)-bis(4-amino-5-hydroxy-, tetrasodium salt", "bis-(azo)-bis(4-amino-5-hydroxy-, tetrasodium salt", "4, 4' -bis(1-amino-8-hydroxy-2, 4-disulfo-7-naphthylazo)-3, 3' -", "bitolyl, ", "4, 4' -bis(1-amino-8-hydroxy-2, 4-disulfo-7-naphthylazo)-3, 3' -", "bitolyl, ", "tetrasodium salt", "4, 4' -bis(7-(1-amino-8-hydroxy-2, 4-disulfo)naphthylazo-3, 3' -", "bitolyl, 4Na", "4, 4' -bis(7-(1-amino-8-hydroxy-2, 4-disulfo)naphthylazo-3, 3' -", "bitolyl, 4Na", "4, 4' -bis(1-amino-8-hydroxy-2, 4-disulfo-7-naphthylazo)-3, 3' -", "bitolyl, 4Na", "4, 4' -bis(1-amino-8-hydroxy-2, 4-disulfo-7-naphthylazo)-3, 3' -", "bitolyl, 4Na", "Azovan Blue", "Chlorazol Sky Blue FF", "C.I. 23860", "C.I. Direct Blue 53, tetrasodium salt", "Diamine Sky Blue FF", "Diazobleu", "Diazol Pure Blue", "Evan's Blue, sodium", "Geigy Blue 536", "T 1824"

Section 2 - HAZARDS IDENTIFICATION

CANADIAN WHMIS SYMBOLS



EMERGENCY OVERVIEW

RISK

May cause CANCER.

POTENTIAL HEALTH EFFECTS

ACUTE HEALTH EFFECTS

SWALLOWED

■ The material has NOT been classified as "harmful by ingestion". This is because of the lack of corroborating animal or human evidence. The material may still be damaging to the health of the individual, following ingestion, especially where pre-existing organ (e.g. liver, kidney) damage is evident. Present definitions of harmful or toxic substances are generally based on doses producing mortality (death) rather than those producing morbidity (disease, ill-health). Gastrointestinal tract discomfort may produce nausea and vomiting. In an occupational setting however, unintentional ingestion is not thought to be cause for concern.

EYE

■ Although the material is not thought to be an irritant, direct contact with the eye may cause transient discomfort characterized by tearing or conjunctival redness (as with windburn). Slight abrasive damage may also result. The material may produce foreign body irritation in certain individuals.

SKIN

■ The material is not thought to produce adverse health effects or skin irritation following contact (as classified using animal models). Nevertheless, good hygiene practice requires that exposure be kept to a minimum and that suitable gloves be used in an occupational setting.

■ Open cuts, abraded or irritated skin should not be exposed to this material.

■ Entry into the blood-stream, through, for example, cuts, abrasions or lesions, may produce systemic injury with harmful effects. Examine the skin prior to the use of the material and ensure that any external damage is suitably protected.

INHALED

■ The material is not thought to produce adverse health effects or irritation of the respiratory tract (as classified using animal models). Nevertheless, good hygiene practice requires that exposure be kept to a minimum and that suitable control measures be used in an occupational setting.

■ Persons with impaired respiratory function, airway diseases and conditions such as emphysema or chronic bronchitis, may incur further disability if excessive concentrations of particulate are inhaled.

■ Not normally a hazard due to non-volatile nature of product.

CHRONIC HEALTH EFFECTS

■ Based on experience with animal studies, there is a possibility that exposure to the material may result in toxic effects to the development of the fetus, at levels which do not cause significant toxic effects to the mother.

Long term exposure to high dust concentrations may cause changes in lung function i.e. pneumoconiosis; caused by particles less than 0.5 micron penetrating and remaining in the lung. Prime symptom is breathlessness; lung shadows show on X-ray.

Azo dyes as a class are a concern for their potential induction of mutagenicity and carcinogenicity

Reductive cleavage or degradation into component aromatic amines is one of the mechanisms leading to the genotoxicity of azo dyes. The aromatic amines that arise from the azo reduction and cleavage of azo dyes are thought to be activated as mutagens through their N-oxidation by cytochrome P450 isozymes. The N-hydroxyarylamines that are formed may be further glucuronated (activated) or acetylated (inactivated), which may influence their mutagenicity. Under acidic pH, they form reactive nitrenium ions that can alkylate bases in DNA, particularly the nucleophilic centres in guanine. This mechanism is thought to contribute to the carcinogenicity of many azo dyes, and as a result, azo dyes should be assessed for toxicity and classified similarly to their component amines.

Many azo dyes (aromatic amines) have been found to be carcinogenic in laboratory animals, affecting the liver, urinary bladder and intestines. Specific toxicity effects in humans have not been established but some dyes are known to be mutagenic. Benzidine and its metabolic derivatives have been detected in the urine of workers exposed to Direct azo dyes. An epidemiological study of silk dyers and painters with multiple exposures to benzidine based and other dyes indicate a strong association with bladder cancer.

Not all azo dyes are genotoxic, only those dyes that contain either phenylenediamine or benzidine in the molecule would become mutagenic. Therefore, phenylenediamine and benzidine are the major mutagenic moieties of carcinogenic azo dyes. Many functional groups (i.e. NO₂, CH₃ and NH₂) within the molecules of these amines affected their genotoxicities. Many aromatic amines are carcinogenic and/or mutagenic. This appears to involve bioactivation by various organs and/ or bacterial intervention

The simplest azo dyes, which raise concern, have an exocyclic amino-group that is the key to any carcinogenicity for it is this group which undergoes biochemical N-oxidation and further reaction to reactive electrophiles. The DNA adducts formed by covalent binding through activated nitrogen have been identified. However not all azo compounds possess this activity and delicate alterations to structure vary the potential of carcinogenicity / acid, reduces or eliminates the effect. Complex azo dyes consisting of more than one azo (N=N) linkage may be metabolised to produce complexed carcinogenic aromatic amines such as benzidine.

The carcinogenic aromatic amines are generally recognized to be bioactivated in two steps: N-hydroxylation catalyzed by cytochrome P450 enzymes to give N-hydroxyarylamines and subsequent acetyl-CoA-dependent o-acetylation. The N-acetoxy esters formed by acetylation of hydroxylamines are reactive electrophiles which give rise to covalent DNA-adduct probably via the loss of an active anion, which yields a nitrenium ion.

In the past, azo colorants based on benzidine, 3,3'-dichlorobenzidine, 3,3'-dimethylbenzidine (o-tolidine), and 3,3'-dimethoxybenzidine (o-dianisidine) have been synthesized in large amounts and numbers. Studies in exposed workers have demonstrated that the azoreduction of benzidine-based dyes occurs in man. The metabolic conversion of benzidine-, 3,3'-dimethylbenzidine- and 3,3'-dimethoxybenzidine-based dyes to their (carcinogenic) amine precursors in vivo is a general phenomenon that must be considered for each member of this class of chemicals.

Azo dyes containing phenylenediamine are mutagenic in certain assays most likely due to the formation of oxidized p-phenylenediamine. p-Phenylenediamine are oxidised by the liver microsomal enzymes (S9). Pure p-phenylenediamine is non-mutagenic but becomes mutagenic after it is oxidized. Modification of the moieties that can be metabolized to p-phenylenediamine by sulfonation, carboxylation or copper complexation eliminated the mutagenic responses.

Bioavailability of azo dyes also determines whether they are to be metabolically converted to carcinogens. As a majority of azo

pigments are based on 3,3'-dichlorobenzidine, much of the available experimental data are focused on this group. Long-term animal carcinogenicity studies performed with pigments based on 3,3'-dichlorobenzidine did not show a carcinogenic effect. Hence, it is very unlikely that occupational exposure to insoluble azo pigments would be associated with a substantial risk of (bladder) cancer in man. According to current EU regulations, azo dyes based on benzidine, 3,3'-dimethoxybenzidine and 3,3'-dimethylbenzidine have been classified as carcinogens of category 2 as "substances which should be regarded as if they are carcinogenic to man". This is not the case for 3,3'-dichlorobenzidine-based azo pigments.

It is also postulated that some of the aromatic amines metabolically produced from azo dyes may be responsible for the induction of autoimmune diseases such as lupus. This is probably due to the fact that lupus inducing drugs are amines in nature. They also have the similar metabolic activation pathways as the human bladder procarcinogens. The only difference between lupus inducing drugs and procarcinogens is that carcinogens interact with DNA to form covalent adducts which produce mutations, while lupus inducing drugs interact with DNA to provoke the immunoresponses.

Azo dyes are widely used in industry. A large amount of these dyes are discharged into streams and rivers, and they are considered as an environmental pollutant. Some of these compounds may accumulate into food chains and eventually reach the human body through ingestion. Intestinal microbiota and to a lesser extent, the liver enzymes, are responsible for the cleavage of azo dyes into aromatic amines. Some of human endogenous bacteria that contaminate bladder can metabolically activate aromatic amines that are produced from azo dyes (procarcinogens). The addition of the nitro-group to these aromatic amines would convert them into direct mutagens.

These findings may also explain, partly, the close relationships between chronic infection and cancer development.

Skin bacteria are thought to be responsible for cleavage of certain azo dyes to produce carcinogens; of importance are dye-stuffs found in cosmetics, hair dyes, textiles and tattoo inks.

Several in vitro and in vivo studies suggest that certain azo dyes may be reductively cleaved when applied to the skin also under aerobic conditions. Results obtained with the various azo dyes suggest that reductive cleavage to aromatic amines has to be considered a significant degradation pathway. It is generally thought that about 30% of the dye may be cleaved in this manner.

From the available literature, on this chemical class of azo dyes, it can be deduced that all azo dyes which are split into carcinogenic arylamines are possible carcinogens.

Both water-soluble and lipophilic azo dyes of this class have been shown experimentally to undergo cleavage to potential carcinogens.

There is ample evidence that this material can be regarded as being able to cause cancer in humans based on experiments and other information.

Parenteral doses of about 200-400 mg/kg C.I. Direct Blue 14 (syn: Trypan Blue) produced death, apparently in central nervous system depression.

Thyroiditis has been reported in rats given repeated doses.

Trypan blue is believed to be teratogenic through interference with histiotrophic nutrition of the embryo by the yolk-sac placenta. This type of nutrition involves pinocytosis/ phagocytosis of maternal macromolecules and hydrolytic breakdown by lysosomal enzymes in cells of the yolk-sac placenta. Trypan blue inhibits the process of pinocytosis and the lysosomal enzymes involved in the hydrolysis of macromolecular hydrolysis. Teratogenic activity of the dye ceases between days 10 and 11 of gestation in rats, which coincides with the transition from a yolk-sac placenta to a chorioallantoic placenta. Haemotrophic nutrition, or the simple diffusion of nutrients between maternal and embryonic circulation is characteristic of the chorioallantoic placenta and is not affected by trypan blue. Cardiovascular teratogenic changes include ventricular or atrial septal defects and patent ductus arteriosus.






More than half of a population of rats, that survived subcutaneous injections of trypan-blue, developed liver tumours.

C.I. Direct Blue 53 (syn: Evans Blue) and C.I. Direct Blue 15 are structural congeners of Direct Blue 14.

Staining of the skin fading in about 6 weeks may occur in about six weeks if 3 or more injections are given within 3 days.

Section 3 - COMPOSITION / INFORMATION ON INGREDIENTS

HAZARD RATINGS

	Min	Max
Flammability:	1	
Toxicity:	0	
Body Contact:	0	
Reactivity:	1	
Chronic:	3	

Min/Nil=0
Low=1
Moderate=2
High=3
Extreme=4



NAME	CAS RN	%
Evans Blue	314-13-6	>95

Section 4 - FIRST AID MEASURES

SWALLOWED

- Immediately give a glass of water.
- First aid is not generally required. If in doubt, contact a Poisons Information Center or a doctor.

EYE

- If this product comes in contact with eyes:
- Wash out immediately with water.
- If irritation continues, seek medical attention.
- Removal of contact lenses after an eye injury should only be undertaken by skilled personnel.

SKIN

- If skin or hair contact occurs:
- Flush skin and hair with running water (and soap if available).
- Seek medical attention in event of irritation.

INHALED

-
- If dust is inhaled, remove from contaminated area.
- Encourage patient to blow nose to ensure clear passage of breathing.
- If irritation or discomfort persists seek medical attention.

NOTES TO PHYSICIAN

- Periodic medical surveillance should be carried out on persons in occupations exposed to the manufacture or bulk handling of the product and this should include hepatic function tests and urinalysis examination. [ILO Encyclopaedia].

Section 5 - FIRE FIGHTING MEASURES

Vapour Pressure (mmHG):	Not applicable.
Upper Explosive Limit (%):	Not Available
Specific Gravity (water=1):	Not available
Lower Explosive Limit (%):	Not Available

EXTINGUISHING MEDIA

-
- Water spray or fog.
- Foam.
- Dry chemical powder.
- BCF (where regulations permit).
- Carbon dioxide.

FIRE FIGHTING

-
- Alert Emergency Responders and tell them location and nature of hazard.
- Wear breathing apparatus plus protective gloves.
- Prevent, by any means available, spillage from entering drains or water course.
- Use water delivered as a fine spray to control fire and cool adjacent area.
- DO NOT approach containers suspected to be hot.
- Cool fire exposed containers with water spray from a protected location.
- If safe to do so, remove containers from path of fire.
- Equipment should be thoroughly decontaminated after use.

GENERAL FIRE HAZARDS/HAZARDOUS COMBUSTIBLE PRODUCTS

-
- Combustible solid which burns but propagates flame with difficulty.
- Avoid generating dust, particularly clouds of dust in a confined or unventilated space as dusts may form an explosive mixture with air, and any source of ignition, i.e. flame or spark, will cause fire or explosion. Dust clouds generated by the fine grinding of the solid are a particular hazard; accumulations of fine dust may burn rapidly and fiercely if ignited.
- Dry dust can be charged electrostatically by turbulence, pneumatic transport, pouring, in exhaust ducts and during transport.
- Build-up of electrostatic charge may be prevented by bonding and grounding.
- Powder handling equipment such as dust collectors, dryers and mills may require additional protection measures such as explosion venting.

Combustion products include: carbon monoxide (CO), carbon dioxide (CO₂), nitrogen oxides (NO_x), sulfur oxides (SO_x), other pyrolysis products typical of burning organic material.
May emit poisonous fumes.

FIRE INCOMPATIBILITY

- Avoid contamination with oxidizing agents i.e. nitrates, oxidizing acids, chlorine bleaches, pool chlorine etc. as ignition may result.

PERSONAL PROTECTION

Glasses:
Chemical goggles.
Gloves:
Respirator:
Particulate

Section 6 - ACCIDENTAL RELEASE MEASURES

MINOR SPILLS

-
- Clean up waste regularly and abnormal spills immediately.
- Avoid breathing dust and contact with skin and eyes.
- Wear protective clothing, gloves, safety glasses and dust respirator.
- Use dry clean up procedures and avoid generating dust.
- Vacuum up or sweep up. NOTE: Vacuum cleaner must be fitted with an exhaust micro filter (HEPA type) (consider explosion-proof machines designed to be grounded during storage and use).
- Dampen with water to prevent dusting before sweeping.
- Place in suitable containers for disposal.

MAJOR SPILLS

- Moderate hazard.
- CAUTION: Advise personnel in area.
- Alert Emergency Responders and tell them location and nature of hazard.
- Control personal contact by wearing protective clothing.
- Prevent, by any means available, spillage from entering drains or water courses.

- Recover product wherever possible.
- IF DRY: Use dry clean up procedures and avoid generating dust. Collect residues and place in sealed plastic bags or other containers for disposal. IF WET: Vacuum/shovel up and place in labelled containers for disposal.
- ALWAYS: Wash area down with large amounts of water and prevent runoff into drains.
- If contamination of drains or waterways occurs, advise emergency services.

ACUTE EXPOSURE GUIDELINE LEVELS (AEGL) (in ppm)

AEGL 1: The airborne concentration of a substance above which it is predicted that the general population, including susceptible individuals, could experience notable discomfort, irritation, or certain asymptomatic nonsensory effects. However, the effects are not disabling and are transient and reversible upon cessation of exposure.

AEGL 2: The airborne concentration of a substance above which it is predicted that the general population, including susceptible individuals, could experience irreversible or other serious, long-lasting adverse health effects or an impaired ability to escape.

AEGL 3: The airborne concentration of a substance above which it is predicted that the general population, including susceptible individuals, could experience life-threatening health effects or death.

Section 7 - HANDLING AND STORAGE

PROCEDURE FOR HANDLING

- Avoid all personal contact, including inhalation.
- Wear protective clothing when risk of exposure occurs.
- Use in a well-ventilated area.
- Prevent concentration in hollows and sumps.
- DO NOT enter confined spaces until atmosphere has been checked.
- DO NOT allow material to contact humans, exposed food or food utensils.
- Avoid contact with incompatible materials.
- When handling, DO NOT eat, drink or smoke.
- Keep containers securely sealed when not in use.
- Avoid physical damage to containers.
- Always wash hands with soap and water after handling.
- Work clothes should be laundered separately.
- Launder contaminated clothing before re-use.
- Use good occupational work practice.
- Observe manufacturer's storing and handling recommendations.
- Atmosphere should be regularly checked against established exposure standards to ensure safe working conditions are maintained.

Empty containers may contain residual dust which has the potential to accumulate following settling. Such dusts may explode in the presence of an appropriate ignition source.

- Do NOT cut, drill, grind or weld such containers
- In addition ensure such activity is not performed near full, partially empty or empty containers without appropriate workplace safety authorisation or permit.

RECOMMENDED STORAGE METHODS

- Glass container.
- Polyethylene or polypropylene container.
- Check all containers are clearly labelled and free from leaks.

STORAGE REQUIREMENTS

- Store in original containers.
- Keep containers securely sealed.
- Store in a cool, dry, well-ventilated area.
- Store away from incompatible materials and foodstuff containers.
- Protect containers against physical damage and check regularly for leaks.
- Observe manufacturer's storing and handling recommendations.

SAFE STORAGE WITH OTHER CLASSIFIED CHEMICALS



X: Must not be stored together

O: May be stored together with specific preventions

+: May be stored together

Section 8 - EXPOSURE CONTROLS / PERSONAL PROTECTION

EXPOSURE CONTROLS

Source	Material	TWA ppm	TWA mg/m ³	STEL ppm	STEL mg/m ³	Peak ppm	Peak mg/m ³	TWA F/CC	Notes
US - Oregon Permissible Exposure Limits (Z3)	Evans Blue (Inert or Nuisance Dust: (d) Total dust)		10						*
US OSHA Permissible Exposure Levels (PELs) - Table Z3	Evans Blue (Inert or Nuisance Dust: (d) Respirable fraction)		5						
US OSHA Permissible Exposure Levels (PELs) - Table Z3	Evans Blue (Inert or Nuisance Dust: (d) Total dust)		15						
US - Hawaii Air Contaminant Limits	Evans Blue (Particulates not otherwise regulated - Total dust)		10						
US - Hawaii Air Contaminant Limits	Evans Blue (Particulates not otherwise regulated - Respirable fraction)		5						
US - Oregon Permissible Exposure Limits (Z3)	Evans Blue (Inert or Nuisance Dust: (d) Respirable fraction)		5						*
US - Tennessee Occupational Exposure Limits - Limits For Air Contaminants	Evans Blue (Particulates not otherwise regulated Respirable fraction)		5						
US - Wyoming Toxic and Hazardous Substances Table Z1 Limits for Air Contaminants	Evans Blue (Particulates not otherwise regulated (PNOR)(f)-Respirable fraction)		5						
US - Michigan Exposure Limits for Air Contaminants	Evans Blue (Particulates not otherwise regulated, Respirable dust)		5						

MATERIAL DATA

EVANS BLUE:

■ It is the goal of the ACGIH (and other Agencies) to recommend TLVs (or their equivalent) for all substances for which there is evidence of health effects at airborne concentrations encountered in the workplace. At this time no TLV has been established, even though this material may produce adverse health effects (as evidenced in animal experiments or clinical experience). Airborne concentrations must be maintained as low as is practically possible and occupational exposure must be kept to a minimum.

NOTE: The ACGIH occupational exposure standard for Particles Not Otherwise Specified (P.N.O.S) does NOT apply.

PERSONAL PROTECTION



Consult your EHS staff for recommendations

EYE

-
- Safety glasses with side shields
- Chemical goggles.
- Contact lenses pose a special hazard; soft lenses may absorb irritants and all lenses concentrate them.

HANDS/FEET

- Suitability and durability of glove type is dependent on usage. Important factors in the selection of gloves include: such as:
 - frequency and duration of contact,
 - chemical resistance of glove material,
 - glove thickness and
 - dexterity

Select gloves tested to a relevant standard (e.g. Europe EN 374, US F739).

- When prolonged or frequently repeated contact may occur, a glove with a protection class of 5 or higher (breakthrough time greater than 240 minutes according to EN 374) is recommended.
- When only brief contact is expected, a glove with a protection class of 3 or higher (breakthrough time greater than 60 minutes according to EN 374) is recommended.
- Contaminated gloves should be replaced.

Gloves must only be worn on clean hands. After using gloves, hands should be washed and dried thoroughly. Application of a non-perfumed moisturiser is recommended.

Experience indicates that the following polymers are suitable as glove materials for protection against undissolved, dry solids, where abrasive particles are not present.

- polychloroprene
- nitrile rubber
- butyl rubber
- fluorocautchouc
- polyvinyl chloride

Gloves should be examined for wear and/ or degradation constantly.

OTHER

-
- Employees working with confirmed human carcinogens should be provided with, and be required to wear, clean, full body

protective clothing (smocks, coveralls, or long-sleeved shirt and pants), shoe covers and gloves prior to entering the regulated area.

- Employees engaged in handling operations involving carcinogens should be provided with, and required to wear and use half-face filter-type respirators with filters for dusts, mists and fumes, or air purifying canisters or cartridges. A respirator affording higher levels of protection may be substituted.
- Emergency deluge showers and eyewash fountains, supplied with potable water, should be located near, within sight of, and on the same level with locations where direct exposure is likely.
- Prior to each exit from an area containing confirmed human carcinogens, employees should be required to remove and leave protective clothing and equipment at the point of exit and at the last exit of the day, to place used clothing and equipment in impervious containers at the point of exit for purposes of decontamination or disposal. The contents of such impervious containers must be identified with suitable labels. For maintenance and decontamination activities, authorized employees entering the area should be provided with and required to wear clean, impervious garments, including gloves, boots and continuous-air supplied hood.
- Prior to removing protective garments the employee should undergo decontamination and be required to shower upon removal of the garments and hood.
- Overalls.
- P.V.C. apron.
- Barrier cream.
- Skin cleansing cream.
- Eye wash unit.
-
- Respirators may be necessary when engineering and administrative controls do not adequately prevent exposures.
- The decision to use respiratory protection should be based on professional judgment that takes into account toxicity information, exposure measurement data, and frequency and likelihood of the worker's exposure - ensure users are not subject to high thermal loads which may result in heat stress or distress due to personal protective equipment (powered, positive flow, full face apparatus may be an option).
- Published occupational exposure limits, where they exist, will assist in determining the adequacy of the selected respiratory . These may be government mandated or vendor recommended.
- Certified respirators will be useful for protecting workers from inhalation of particulates when properly selected and fit tested as part of a complete respiratory protection program.
- Use approved positive flow mask if significant quantities of dust becomes airborne.
- Try to avoid creating dust conditions.

RESPIRATOR

Protection Factor	Half-Face Respirator	Full-Face Respirator	Powered Air Respirator
10 x PEL	P1	-	PAPR-P1
	Air-line*	-	-
50 x PEL	Air-line**	P2	PAPR-P2
100 x PEL	-	P3	-
		Air-line*	-
100+ x PEL	-	Air-line**	PAPR-P3

* - Negative pressure demand ** - Continuous flow

Explanation of Respirator Codes:

Class 1 low to medium absorption capacity filters.

Class 2 medium absorption capacity filters.

Class 3 high absorption capacity filters.

PAPR Powered Air Purifying Respirator (positive pressure) cartridge.

Type A for use against certain organic gases and vapors.

Type AX for use against low boiling point organic compounds (less than 65°C).

Type B for use against certain inorganic gases and other acid gases and vapors.

Type E for use against sulfur dioxide and other acid gases and vapors.

Type K for use against ammonia and organic ammonia derivatives

Class P1 intended for use against mechanically generated particulates of sizes most commonly encountered in industry, e.g. asbestos, silica.

Class P2 intended for use against both mechanically and thermally generated particulates, e.g. metal fume.

Class P3 intended for use against all particulates containing highly toxic materials, e.g. beryllium.

The local concentration of material, quantity and conditions of use determine the type of personal protective equipment required.

Use appropriate NIOSH-certified respirator based on informed professional judgement. In conditions where no reasonable estimate of exposure can be made, assume the exposure is in a concentration IDLH and use NIOSH-certified full face pressure demand SCBA with a minimum service life of 30 minutes, or a combination full facepiece pressure demand SAR with auxiliary self-contained air supply. Respirators provided only for escape from IDLH atmospheres shall be NIOSH-certified for escape from the atmosphere in which they will be used.

ENGINEERING CONTROLS

-
- Employees exposed to confirmed human carcinogens should be authorized to do so by the employer, and work in a regulated area.
- Work should be undertaken in an isolated system such as a "glove-box" . Employees should wash their hands and arms upon completion of the assigned task and before engaging in other activities not associated with the isolated system.
- Within regulated areas, the carcinogen should be stored in sealed containers, or enclosed in a closed system, including piping systems, with any sample ports or openings closed while the carcinogens are contained within.
- Open-vessel systems are prohibited.
- Each operation should be provided with continuous local exhaust ventilation so that air movement is always from ordinary work areas to the operation.
- Exhaust air should not be discharged to regulated areas, non-regulated areas or the external environment unless decontaminated. Clean make-up air should be introduced in sufficient volume to maintain correct operation of the local exhaust system.
- For maintenance and decontamination activities, authorized employees entering the area should be provided with and required to wear clean, impervious garments, including gloves, boots and continuous-air supplied hood. Prior to removing protective garments the employee should undergo decontamination and be required to shower upon removal of the garments and hood.

- Except for outdoor systems, regulated areas should be maintained under negative pressure (with respect to non-regulated areas).
- Local exhaust ventilation requires make-up air be supplied in equal volumes to replaced air.
- Laboratory hoods must be designed and maintained so as to draw air inward at an average linear face velocity of 150 feet/ min. with a minimum of 125 feet/ min. Design and construction of the fume hood requires that insertion of any portion of the employees body, other than hands and arms, be disallowed.

Section 9 - PHYSICAL AND CHEMICAL PROPERTIES

PHYSICAL PROPERTIES

Solid.

Mixes with water.

State	Divided solid	Molecular Weight	960.83
Melting Range (°F)	Not available	Viscosity	Not Applicable
Boiling Range (°F)	Not applicable.	Solubility in water (g/L)	Miscible
Flash Point (°F)	Not Available	pH (1% solution)	Not available
Decomposition Temp (°F)	Not available.	pH (as supplied)	Not applicable
Autoignition Temp (°F)	Not available.	Vapour Pressure (mmHG)	Not applicable.
Upper Explosive Limit (%)	Not Available	Specific Gravity (water=1)	Not available
Lower Explosive Limit (%)	Not Available	Relative Vapor Density (air=1)	Not applicable.
Volatile Component (%vol)	Not applicable.	Evaporation Rate	Not applicable

APPEARANCE

Blue crystals with bronze to green lustre; mixes with water.

Section 10 - CHEMICAL STABILITY

CONDITIONS CONTRIBUTING TO INSTABILITY

■

- Presence of incompatible materials.
- Product is considered stable.
- Hazardous polymerization will not occur.

STORAGE INCOMPATIBILITY

■ Avoid storage with reducing agents.

Avoid reaction with oxidizing agents.

For incompatible materials - refer to Section 7 - Handling and Storage.

Section 11 - TOXICOLOGICAL INFORMATION

Evans Blue

TOXICITY AND IRRITATION

■ unless otherwise specified data extracted from RTECS - Register of Toxic Effects of Chemical Substances.

TOXICITY	IRRITATION
Intraperitoneal (mouse) LD50: 340 mg/kg	Nil Reported

■

- NOTE: Detailed analysis of the molecular structure, by various Authorities/ Agencies and in other cases by Chemwatch, indicates that the azo colourant can split off carcinogenic arylamines.

The azo linkage is considered the most labile portion of an azo dye. The linkage easily undergoes enzymatic breakdown, but thermal or photochemical breakdown may also take place. The breakdown results in cleavage of the molecule and in release of the component amines. Water solubility determines the ultimate degradation pathways of the dyes. For example the azo linkage of many azo pigments is, due to very low solubility in water, not available for intracellular enzymatic breakdown but may be susceptible to endogenous micro-organisms found in the bladder or in the gut.

After cleavage of the azo linkage by bacteria, the component aromatic amines are absorbed in the intestine and excreted in the urine. Twenty-two of the component amines are recognised as potential human carcinogens, and/or several of them have shown carcinogenic potential on experimental animals. Sulfonation of the dye reduces the toxicity by enhancement of the excretion.

The component amines which may be released from azo dyes are mostly aromatic amines (compounds where an amine group or amine-generating group(s) are connected to an aryl moiety). In general, aromatic amines known as carcinogenic may be grouped into five groups

- Anilines, e.g. o-toluidine.
- Extended anilines, e.g. benzidine.
- Fused ring amines, e.g. 2-naphthylamine.
- Aminoazo and other azo compounds, e.g. 4-(phenylazo)aniline.

- Heterocyclic amines.

The aromatic amines containing moieties of anilines, extended anilines and fused ring amines are components of the majority of the industrially important azo dyes.

Reductive fission of the azo group, either by intestinal bacteria or by azo reductases of the liver and extra-hepatic tissues can cause benzidine-based aromatic amines to be released. Such breakdown products have been detected in animal experiments as well as in man (urine). Mutagenicity, which has been observed with numerous azo colourants in *in vitro* test systems, and the carcinogenicity in animal experiments are attributed to the release of amines and their subsequent metabolic activation. There are now epidemiological indications that occupational exposure to benzidine-based azo colourants can increase the incidence of bladder carcinoma.

The acute toxicity of azo dyes is low. However, potential health effects are recognised.

Despite a very broad field of application and exposure, sensitising properties of azo dyes have been identified in relatively few reports. Red azoic dyes have been linked to allergic contact dermatitis in heavily exposed workers. Furthermore, textiles coloured with disperse azo dyes have caused allergic dermatitis in a few cases.

The substance is classified by IARC as Group 3:

NOT classifiable as to its carcinogenicity to humans.

Evidence of carcinogenicity may be inadequate or limited in animal testing.

Equivocal tumorigen by RTECS criteria

CARCINOGEN

Evans blue International Agency for Research on Cancer (IARC) - Agents Reviewed by the IARC Monographs Group 3

Section 12 - ECOLOGICAL INFORMATION

Refer to data for ingredients, which follows:

EVANS BLUE:

■ for ionic dyes:

Environmental fate:

In general the ionic dyes will be almost completely or partly dissociated in an aqueous solution. Solubility in the range 100 mg/l to 80,000 mg/l has been reported for the ionic azo dyes. In addition, they would be expected to have a high to a moderate mobility in soil, sediment and particulate matter, indicated by the low K_{oc} values. However, due to their ionic nature, they adsorb as a result of ion-exchange processes.

Based on the properties of sediments, anion exchange is anticipated to be extensive and rapid for the for the anionic acid and direct dyes. A high degree of adsorption occurs with direct apparently unrelated to the number of sulfonic acid groups (in contrast to the more soluble acid dyes).

In addition, ionic compounds are not considered to be able to volatilise neither from moist nor dry surfaces, and the vapour pressures for these dyes are very low.

Direct dyes (Direct Red 28, Direct Blue 1 and Direct Blue 14) are degraded with more than 90% in anaerobic sediment-water systems with half-lives ranging from 2 to 16 days. The degradation is inhibited when the dyes are strongly bound to the sediment.

With few exceptions, it appears that the very hydrophilic (ionic) dyes have a log BCF of - 1 to 1, although from the log K_{ow} lower experimental log BCFs may have been predicted than have been actually measured. This is explained by the adherence of dyes to the outside of the fish or to the intestine. None of the dyestuffs bearing at least one charged group has showed a log BCF larger than 1.

Many dyes are visible in water at concentrations as low as 1 mg/l. Textile-processing waste waters, typically with a dye content in the range 10- 200 mg /l are therefore usually highly coloured and discharge in open waters presents an aesthetic problem. As dyes are designed to be chemically and photolytically stable, they are highly persistent in natural environments. It is thus unlikely that they, in general, will give positive results in short-term tests for aerobic biodegradability. The release of dyes may therefore present an ecotoxic hazard and introduces the potential danger of bioaccumulation that may eventually affect man by transport through the food chain

Ecotoxicity:

Algae are generally susceptible to dyes, but the inhibitory effect is thought to be related to light inhibition at high dye concentrations, rather than a direct inhibitory effect of the dyes. This effect may account for up to 50% of the inhibition observed.

Virtually all dyes from all chemically distinct groups are prone to fungal oxidation but there are large differences between fungal species with respect to their catalysing power and dye selectivity. A clear relationship between dye structure and fungal dye biodegradability has not been established. Fungal degradation of aromatic structures is a secondary metabolic event that starts when nutrients (C, N and S) become limiting. Therefore, while the enzymes are optimally expressed under starving conditions, supplementation of energy substrates and nutrients are necessary for propagation of the cultures.

The effects of the substitutional pattern of the dyes are inconclusive, but it has been suggested that introduction of the functional groups; methyl, nitro, sulfo or acid, weakens the inhibition of bacteria, whereas introduction of chlorine and bromine strengthens the inhibition.

■ Biodegradation of azo dyes can occur in both aerobic and anaerobic environments. In both cases, the initial step in the biodegradation is the reductive cleavage of the azo-bond. Under aerobic conditions the initial step of cleavage of the azo-bond is typically followed by hydroxylation and ring opening of the aromatic intermediates.

The electron-withdrawal character of azo-groups generates electron deficiency and thus makes the compounds less susceptible to oxidative catabolism. As a consequence, many of these chemicals tend to persist under aerobic environmental conditions. Aerobic degradation of azo dyes is not expected as oxygen is often an inhibitor of azo reduction. Biodegradation of these dyes by aerobic sludge is reported to be insignificant as greater than 50% of the dye remains unchanged or is only slightly modified.

Reduction of azo dyes occurs primarily under anaerobic conditions through cleavage of the azo linkage. While azo dyes are generally stable under aerobic conditions, they are susceptible to reductive degradation under the anaerobic conditions characteristic of sediment. A possible pathway of azo dye degradation is azo-reductase under anaerobic conditions followed by mineralisation under aerobic conditions, with the resultant end products being NH₃, CO₂ and H₂O.

The great majority of azo dyes are water soluble and they colour different substrates by becoming physically attached. The attachment may be due to adsorption, absorption or mechanical adherence. Most of the commercial available azo dyes are in fact formulations of several components in order to improve the technical properties of the dyeing process.

The content of a specific dye lies in the range of 10 to 98%.

Soluble azo dyes, which are likely to remain in solution and therefore are unlikely to adsorb to sediment or sludge, the above anaerobic pathway is unlikely to occur.

An important natural abiotic degradation mechanism is photolysis and hydrolysis as a function of pH in the range of pH 4-9. The evidence of the role of hydrolysis in degradation of azo dyes is not conclusive. Even though the dyes have absorption maxima in the range of visible and UV-light, photo-reduction does not play a dominant role in the environmental fate of dyes,

although its contribution to the total mineralisation of widely dispersed trace amounts may be underestimated. Furthermore, hydrolysis seems not to be an important degradation pathway either, except for reactive dyes, which are hydrolysed rapidly in aqueous solution. For the metabolites, photolysis may be of some importance, whereas hydrolysis does not seem to be an important degradation route.

If the dye is not broken during rigors of biological waste treatment, it is unlikely to degrade rapidly in the less severe conditions of the environment. The reductive cleavage of the azo-bond is the major degradation pathway for azo dyes. Photo-reduction of azo dyes to hydrazines and amines is possible, but it is likely to be very slow, except in oxygen-poor water. The stability of the dyes to visible and UV-light is very high, and therefore only slow degradation has been shown. The photo-stability of azo dyestuffs is high in pure water but in the presence of natural humic materials, the photo decomposition is strongly accelerated, probably through oxidation by single oxygen or oxy-radicals

Although azo dyes are generally not readily or inherently biodegradable, bioaccumulation or adsorption to sediment is not expected due to their, generally, low partition coefficient

Certain of the Acid and Basic azo dyes are acutely toxic to aquatic organisms (fish, crustaceans, algae and bacteria); this is also true of some Direct dyes. Reactive dyes generally have very high effect concentration levels (>100 mg/l) and are not considered to be toxic to aquatic organisms. The non-ionic (Disperse and Solvent) dyes are toxic or potentially toxic. Solvent dyes may even be acutely toxic to aquatic organisms. The Mordant dyes (nonionics) generally do not exhibit any toxicity at levels below 100 mg/l.

■ DO NOT discharge into sewer or waterways.

Ecotoxicity

Ingredient	Persistence: Water/Soil	Persistence: Air	Bioaccumulation	Mobility
Evans Blue	HIGH		LOW	LOW

Section 13 - DISPOSAL CONSIDERATIONS

Disposal Instructions

All waste must be handled in accordance with local, state and federal regulations.

! Legislation addressing waste disposal requirements may differ by country, state and/ or territory. Each user must refer to laws operating in their area. In some areas, certain wastes must be tracked.

A Hierarchy of Controls seems to be common - the user should investigate:

- Reduction
- Reuse
- Recycling
- Disposal (if all else fails)

This material may be recycled if unused, or if it has not been contaminated so as to make it unsuitable for its intended use. Shelf life considerations should also be applied in making decisions of this type. Note that properties of a material may change in use, and recycling or reuse may not always be appropriate.

DO NOT allow wash water from cleaning equipment to enter drains. Collect all wash water for treatment before disposal.

- Recycle wherever possible.
- Consult manufacturer for recycling options or consult Waste Management Authority for disposal if no suitable treatment or disposal facility can be identified.
- Dispose of by: Burial in a licensed land-fill or Incineration in a licensed apparatus (after admixture with suitable combustible material)
- Decontaminate empty containers. Observe all label safeguards until containers are cleaned and destroyed.

Section 14 - TRANSPORTATION INFORMATION

NOT REGULATED FOR TRANSPORT OF DANGEROUS GOODS: DOT, IATA, IMDG

Section 15 - REGULATORY INFORMATION

Evans Blue (CAS: 314-13-6) is found on the following regulatory lists;

"Canada Domestic Substances List (DSL)", "Canada Ingredient Disclosure List (SOR/88-64)", "International Agency for Research on Cancer (IARC) - Agents Reviewed by the IARC Monographs", "US - California Occupational Safety and Health Regulations (CAL/OSHA) - Hazardous Substances List", "US Toxic Substances Control Act (TSCA) - Inventory"

Section 16 - OTHER INFORMATION

LIMITED EVIDENCE

■ May possibly be harmful to the fetus/ embryo*.

* (limited evidence).

Reasonable care has been taken in the preparation of this information, but the author makes no warranty of merchantability or any other warranty, expressed or implied, with respect to this information. The author makes no representations and assumes no liability for any direct, incidental or consequential damages resulting from its use. For additional technical information please call our toxicology department on +800 CHEMCALL.

■ Classification of the mixture and its individual components has drawn on official and authoritative sources as well as independent review by the Chemwatch Classification committee using available literature references.

A list of reference resources used to assist the committee may be found at:
www.chemwatch.net/references.

■ The (M)SDS is a Hazard Communication tool and should be used to assist in the Risk Assessment. Many factors determine whether the reported Hazards are Risks in the workplace or other settings. Risks may be determined by reference to

Exposures Scenarios. Scale of use, frequency of use and current or available engineering controls must be considered.

This document is copyright. Apart from any fair dealing for the purposes of private study, research, review or criticism, as permitted under the Copyright Act, no part may be reproduced by any process without written permission from CHEMWATCH. TEL (+61 3) 9572 4700.

Issue Date: Jun-28-2008

Print Date: Apr-21-2010