



# SZABO SCANDIC

Part of Europa Biosite

## Produktinformation



Forschungsprodukte & Biochemikalien



Zellkultur & Verbrauchsmaterial



Diagnostik & molekulare Diagnostik



Laborgeräte & Service

Weitere Information auf den folgenden Seiten!  
See the following pages for more information!



### Lieferung & Zahlungsart

siehe unsere [Liefer- und Versandbedingungen](#)

### Zuschläge

- Mindermengenzuschlag
- Trockeneiszuschlag
- Gefahrgutzuschlag
- Expressversand

### SZABO-SCANDIC Handels GmbH

Quellenstraße 110, A-1100 Wien

T. +43(0)1 489 3961-0

F. +43(0)1 489 3961-7

[mail@szabo-scandic.com](mailto:mail@szabo-scandic.com)

[www.szabo-scandic.com](http://www.szabo-scandic.com)

[linkedin.com/company/szaboscandic](https://www.linkedin.com/company/szaboscandic) 

# Disposable Swab

## Instruction for use

English VER 1.0

**REF** Refer to Box Label.

### PRODUCT NAME

Disposable Swab

### PACKAGING SPECIFICATIONS

1Pcs/Bag, 100 Pcs /Box, 200 Pcs /Box, 300 Pcs /Box, 500 Pcs /Box.

### INTENDED USE

Used for sample collection.

### PRODUCT DESCRIPTION

Individual swabs. (The swab is not sterile.)

### PRINCIPLE

The head of the swab is made of polyester fiber, rayon or pile coating, etc. these materials can help to collect enough samples and make no impacts on subsequent experiments.

The handle of the swab is made of plastic or aluminum, which is designed to be easily broken.




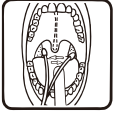



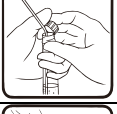
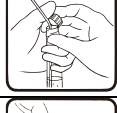


### STORAGE CONDITION AND EXPIRATION

Expiration: 3 years.

Storage condition: room temperature (2-30℃).

### USAGE METHOD

- Before sample collection, label the tube.
- According to the sample collection requirements of different positions, harvest sample in the corresponding position with disposal swabs.
- Put the swab into the tube immediately after harvesting the sample.
- Break the part of disposal swab above the sample tube and cover or tighten the tube.
- Examples for operation method.






Nasopharyngeal sampling		Oropharyngeal sampling	
	Take out the swab		Take out the swab
	Insert the swab into the nostril perpendicular to the nose and reach the nasopharynx when resistance is encountered, so that the swab stays in the nasal cavity for 15-30 seconds		Extend the swab into the pharynx, wipe the swab on the bilateral pharynx tonsils and the posterior pharynx wall for 3-5 times
	Gently rotate the swab remaining in the nose for 3 times		After the collection is completed, unscrew the whole collection cover and put swab into the sample tube containing the preservation solution
	After the collection is completed, unscrew the whole collection cover and put the swab into the sample tube containing the preservation solution		Break off the redundant swab handle at the nozzle and leave the swab head in the sample tube
	Break off the redundant swab handle at the nozzle and leave the swab head in the sample tube		Rotate the tube cover and return to the laboratory after sampling
	Rotate the tube cover and return to the laboratory after sampling		






### PRECAUTIONS






- The person who uses the swab should be trained and wear mask, gloves and other relevant protective equipments.
- Don't touch the head of the swab with hands or other items when using the swab.
- The product is disposal, don't reuse it.
- Don't use the product when its package is broken.
- Don't use the product when it expires.
- The product should be stored in a dry, ventilated, radiation-free, clean room.

**Manufacturing date and expiration date:** view on label

## INDEX OF SYMBOLS

	Consult Instructions for Use
	Medical Device
	Do not use if package is damaged
	Catalog #
	Non-Sterile

	Tests per kit
	Use by
	Batch Code
	Manufacturer
	Manufacture Date

	Authorized Representative
	Do not reuse
	Temperature limit 2-30°C
	Warning and Precautions
	CE Symbol



**Jiangsu Mole Bioscience Co., Ltd.**  
6th Floor, G116 Building, No.805, Jiankang Avenue,  
Medical New&Hi-tech District,  
Taizhou, Jiangsu Province, China  
[Info@molechina.com](mailto:info@molechina.com)  
[www.molechina.com](http://www.molechina.com)



**SUNGO Europe B.V.**  
Olympisch Stadion 24,  
1076DE Amsterdam,  
Netherlands  
+31(0)2021 11106  
[ec.rep@sungogroup.com](mailto:ec.rep@sungogroup.com)



Number: BMA5220101  
Effective Date: 2020-09-11