



# SZABO SCANDIC

Part of Europa Biosite

## Produktinformation



Forschungsprodukte & Biochemikalien



Zellkultur & Verbrauchsmaterial



Diagnostik & molekulare Diagnostik



Laborgeräte & Service

Weitere Information auf den folgenden Seiten!  
See the following pages for more information!



### Lieferung & Zahlungsart

siehe unsere [Liefer- und Versandbedingungen](#)

### Zuschläge

- Mindermengenzuschlag
- Trockeneiszuschlag
- Gefahrgutzuschlag
- Expressversand

### SZABO-SCANDIC HandelsgmbH

Quellenstraße 110, A-1100 Wien

T. +43(0)1 489 3961-0

F. +43(0)1 489 3961-7

[mail@szabo-scandic.com](mailto:mail@szabo-scandic.com)

[www.szabo-scandic.com](http://www.szabo-scandic.com)

[linkedin.com/company/szaboscandic](https://www.linkedin.com/company/szaboscandic) 

## ATF3 monoclonal antibody (M06), clone 7G10

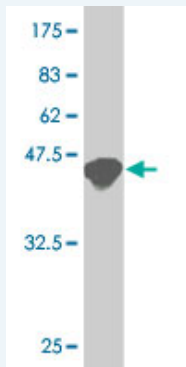
Catalog # : H00000467-M06

規格 : [ 100 ug ]

[List All](#)

### Specification

<b>Product Description:</b>	Mouse monoclonal antibody raised against a full length recombinant ATF3.
<b>Immunogen:</b>	ATF3 (AAH06322, 1 a.a. ~ 181 a.a) full-length recombinant protein with GST tag. MW of the GST tag alone is 26 KDa.
<b>Sequence:</b>	MMLQHPGQVSASEVSASAIVPCLSPPGSLVFEDFANLTPFVKEELRFAIQ NKHLCHRMSSALESVTVSDRPLGVSITKAEVAPEEDERKKRRRERNKIAA AKCRNKKKEKTECLQKESKLESVNAELKAQIEELKNEKQHLIYMLNLRP TCIVRAQNGRTPEDERNLFIQQIKEGTLQS
<b>Host:</b>	Mouse
<b>Reactivity:</b>	Human
<b>Isotype:</b>	IgG1 Kappa
<b>Quality Control Testing:</b>	Antibody Reactive Against Recombinant Protein.



Western Blot detection against Immunogen (45.65 KDa) .

**Storage Buffer:** In 1x PBS, pH 7.4

**Storage Instruction:** Store at -20°C or lower. Aliquot to avoid repeated freezing and thawing.

**MSDS:** [Download](#)


**Datasheet:** [Download](#)

### Applications

Western Blot (Cell lysate)

### Application Image

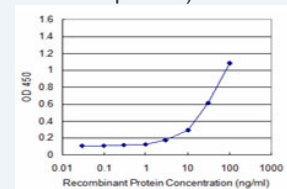
Western Blot (Cell lysate)



[enlarge](#)

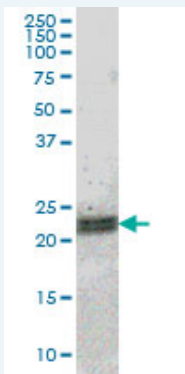
Western Blot (Recombinant protein)

Sandwich ELISA (Recombinant protein)



[enlarge](#)

ELISA



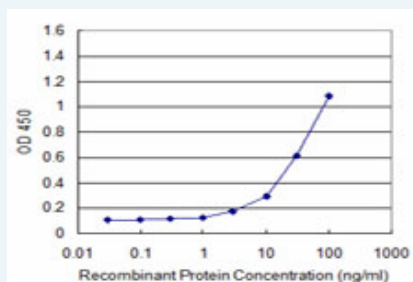
ATF3 monoclonal antibody (M06), clone 7G10 Western Blot analysis of ATF3 expression in HeLa S3 NE ( Cat # L013V3 ).

[Protocol Download](#)

#### Western Blot (Recombinant protein)

[Protocol Download](#)

#### Sandwich ELISA (Recombinant protein)



Detection limit for recombinant GST tagged ATF3 is approximately 3ng/ml as a capture antibody.

[Protocol Download](#)

#### ELISA

#### Gene Information

Entrez GeneID: [467](#)

GeneBank [BC006322](#)

Accession#:

Protein [AAH06322](#)

Accession#:

Gene Name: ATF3

Gene Alias: -

Gene Description: activating transcription factor 3

Description:

Omim ID: [603148](#)

Gene Ontology: [Hyperlink](#)

**Gene Summary:** Activating transcription factor 3 is a member of the mammalian activation transcription factor/cAMP responsive element-binding (CREB) protein family of transcription factors. Multiple transcript variants encoding two different isoforms have been found for this gene. The longer isoform represses rather than activates transcription from promoters with ATF binding elements. The shorter isoform (deltaZip2) lacks the leucine zipper protein-dimerization motif and does not bind to DNA, and it stimulates transcription presumably by sequestering inhibitory co-factors away from the promoter. It is possible that

alternative splicing of the ATF3 gene may be physiologically important in the regulation of target genes. [provided by RefSeq]

---

**Other Designations:** ATF3deltaZip2,ATF3deltaZip2c,ATF3deltaZip3,OTTHUMP00000034887,OTTHUMP00000034890

---

#### **Related Disease**

---

[Cardiovascular Diseases](#) [Cryptorchidism](#) [Diabetes Mellitus, Type 2](#) [Edema](#)  
[Genetic Predisposition to Disease](#) [Hypospadias](#) [Kidney Failure, Chronic](#)

---

[服務條款](#) | [隱私權政策](#) | [著作及商標](#) | [網站地圖](#)

©2016 亞諾法生技股份有限公司 Abnova Corporation. 版權所有.