



SZABO SCANDIC

Part of Europa Biosite

Produktinformation



Forschungsprodukte & Biochemikalien



Zellkultur & Verbrauchsmaterial



Diagnostik & molekulare Diagnostik



Laborgeräte & Service

Weitere Information auf den folgenden Seiten!
See the following pages for more information!



Lieferung & Zahlungsart

siehe unsere [Liefer- und Versandbedingungen](#)

Zuschläge

- Mindermengenzuschlag
- Trockeneiszuschlag
- Gefahrgutzuschlag
- Expressversand

SZABO-SCANDIC HandelsgmbH

Quellenstraße 110, A-1100 Wien

T. +43(0)1 489 3961-0

F. +43(0)1 489 3961-7

mail@szabo-scandic.com

www.szabo-scandic.com

[linkedin.com/company/szaboscandic](https://www.linkedin.com/company/szaboscandic) 

ATP5J monoclonal antibody (M09), clone 1F2

Catalog # : H00000522-M09

規格 : [100 ug]

[List All](#)

Specification

Product Description:	Mouse monoclonal antibody raised against a full-length recombinant ATP5J.
Immunogen:	ATP5J (AAH01178, 1 a.a. ~ 108 a.a) full-length recombinant protein with GST tag. MW of the GST tag alone is 26 KDa.
Sequence:	MILQRLFRFSSVIRSAVSVHLRRNIGVTAVAFNKELDPIQKLFVVKIREYKSKRQTSGGPVDASSEYQQELERELFKLKQMFGNADMNTFPTFKFEDPKFEVIEKPQA
Host:	Mouse
Reactivity:	Human
Isotype:	IgG2a Kappa

Quality Control Testing: Antibody Reactive Against Recombinant Protein.



Western Blot detection against Immunogen (37.62 KDa) .

Storage Buffer: In 1x PBS, pH 7.4

Storage Instruction: Store at -20°C or lower. Aliquot to avoid repeated freezing and thawing.

MSDS: [Download](#)

Datasheet: [Download](#)

Applications

Western Blot (Recombinant protein)

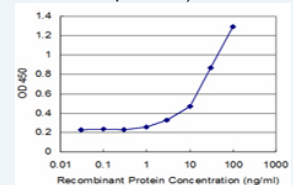
[Protocol Download](#)

Sandwich ELISA (Recombinant protein)

Application Image

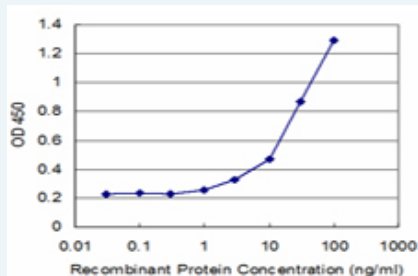
Western Blot (Recombinant protein)

Sandwich ELISA (Recombinant protein)




[enlarge](#)

ELISA



Detection limit for recombinant GST tagged ATP5J is approximately 1ng/ml as a capture antibody.

 [Protocol Download](#)

ELISA

Gene Information

Entrez GeneID: [522](#)

GeneBank [BC001178](#)

Accession#:

Protein [AAH01178](#)

Accession#:

Gene Name: ATP5J

Gene Alias: ATP5,ATP5A,ATPM,CF6,F6

Gene Description: ATP synthase, H⁺ transporting, mitochondrial F0 complex, subunit F6

Omim ID: [603152](#)

Gene Ontology: [Hyperlink](#)

Gene Summary: Mitochondrial ATP synthase catalyzes ATP synthesis, utilizing an electrochemical gradient of protons across the inner membrane during oxidative phosphorylation. It is composed of two linked multi-subunit complexes: the soluble catalytic core, F1, and the membrane-spanning component, F0, which comprises the proton channel. The F1 complex consists of 5 different subunits (alpha, beta, gamma, delta, and epsilon) assembled in a ratio of 3 alpha, 3 beta, and a single representative of the other 3. The F0 seems to have nine subunits (a, b, c, d, e, f, g, F6 and 8). This gene encodes the F6 subunit of the F0 complex, required for F1 and F0 interactions. Alternatively spliced transcript variants encoding different isoforms have been identified for this gene. [provided by RefSeq]

Other Designations: OTTHUMP00000096107,OTTHUMP00000096108,OTTHUMP00000096110,OTTHUMP00000096111,OTTHUMP00000096112,mitochondrial ATP synthase, coupling factor 6,mitochondrial ATP synthase, subunit F6,mitochondrial ATPase coupling factor 6,proliferation-inducing protein 36

Gene Pathway

[Alzheimer's disease](#) [Huntington's disease](#) [Metabolic pathways](#) [Oxidative phosphorylation](#) [Parkinson's disease](#)

Related Disease

[Genetic Predisposition to Disease](#) [Prostatic Neoplasms](#)

