



SZABO SCANDIC

Part of Europa Biosite

Produktinformation



Forschungsprodukte & Biochemikalien



Zellkultur & Verbrauchsmaterial



Diagnostik & molekulare Diagnostik



Laborgeräte & Service

Weitere Information auf den folgenden Seiten!
See the following pages for more information!



Lieferung & Zahlungsart

siehe unsere [Liefer- und Versandbedingungen](#)

Zuschläge

- Mindermengenzuschlag
- Trockeneiszuschlag
- Gefahrgutzuschlag
- Expressversand

SZABO-SCANDIC HandelsgmbH

Quellenstraße 110, A-1100 Wien

T. +43(0)1 489 3961-0

F. +43(0)1 489 3961-7

mail@szabo-scandic.com

www.szabo-scandic.com

[linkedin.com/company/szaboscandic](https://www.linkedin.com/company/szaboscandic) 

ATR monoclonal antibody (M01), clone 3F2

Catalog # : H00000545-M01

規格 : [100 ug]

[List All](#)

Specification

Product Description: Mouse monoclonal antibody raised against a partial recombinant ATR.

Immunogen: ATR (NP_001175, 2545 a.a. ~ 2644 a.a) partial recombinant protein with GST tag. MW of the GST tag alone is 26 KDa.

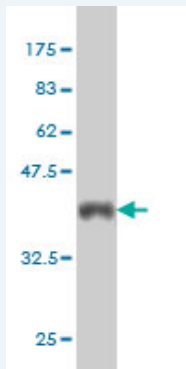
Sequence: DQREPLMSVLKTFLLHDPLVEWSKPVKGHKAPLNETGEVVNEKAKTHVL
DIEQRLQGVIKTRNRVTGLPLSIEGHVHYLIQEATDENLLCQMYLGWTPY
M

Host: Mouse

Reactivity: Human

Isotype: IgG1 Kappa

Quality Control Testing: Antibody Reactive Against Recombinant Protein.



Western Blot detection against Immunogen (36.74 KDa) .

Storage Buffer: In 1x PBS, pH 7.4

Storage Instruction: Store at -20°C or lower. Aliquot to avoid repeated freezing and thawing.

MSDS: [Download](#)

Datasheet: [Download](#)

Applications

Western Blot (Recombinant protein)

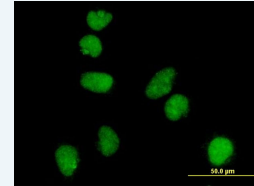
[Protocol Download](#)

Immunofluorescence

Application Image

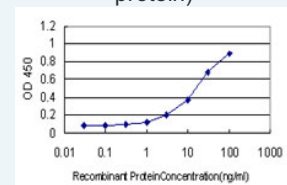
Western Blot (Recombinant protein)

Immunofluorescence



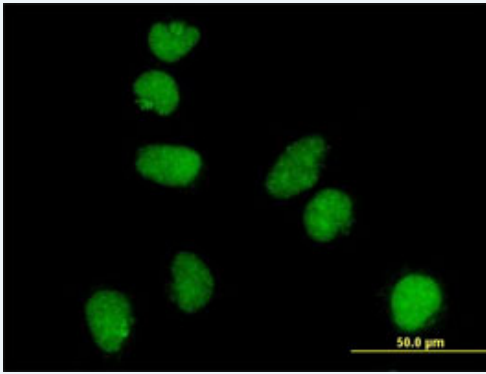
[enlarge](#)

Sandwich ELISA (Recombinant protein)



[enlarge](#)

ELISA

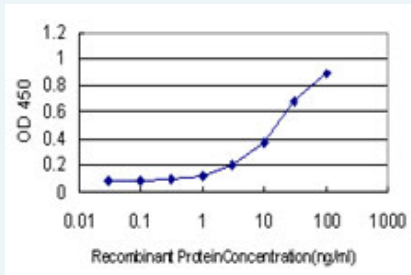


[enlarge this image](#)

Immunofluorescence of monoclonal antibody to ATR on HeLa cell . [antibody concentration 10 ug/ml]

[Protocol Download](#)

Sandwich ELISA (Recombinant protein)



Detection limit for recombinant GST tagged ATR is approximately 0.3ng/ml as a capture antibody.

[Protocol Download](#)

ELISA

Gene Information

Entrez GeneID: [545](#)

GeneBank [NM_001184](#)

Accession#:

Protein [NP_001175](#)

Accession#:

Gene Name: ATR

Gene Alias: FRP1,MEC1,SCKL,SCKL1

Gene Description: ataxia telangiectasia and Rad3 related

Description:

Omim ID: [210600](#), [601215](#)

Gene Ontology: [Hyperlink](#)

Other Designations: FRAP-related protein-1,MEC1, mitosis entry checkpoint 1, homolog,Rad3 related protein,ataxia telangiectasia and Rad3 related protein,protein kinase ATR

Gene Pathway

[Cell cycle p53 signaling pathway](#)

Related Disease

[Adenocarcinoma](#) [Ataxia telangiectasia](#) [Atherosclerosis](#) [Breast cancer](#) [Breast Neoplasms](#) [Carcinoma](#) [Endometrioid Carcinoma](#) [Non-Small-Cell Lung Carcinoma](#) [Pancreatic Ductal](#)

[Cleft Lip](#) [Cleft Palate](#) [Colon cancer](#) [Colonic Neoplasms](#) [Coronary Disease](#) [DNA Damage](#)
[Endometrial Neoplasms](#) [Esophageal Neoplasms](#) [Genetic Predisposition to Disease](#)
[Hypertension](#) [Hypertrophy, Left Ventricular](#)

... see more

[服務條款](#) | [隱私權政策](#) | [著作及商標](#) | [網站地圖](#)

©2016 亞諾法生技股份有限公司 Abnova Corporation. 版權所有.