



SZABO SCANDIC

Part of Europa Biosite

Produktinformation



Forschungsprodukte & Biochemikalien



Zellkultur & Verbrauchsmaterial



Diagnostik & molekulare Diagnostik



Laborgeräte & Service

Weitere Information auf den folgenden Seiten!
See the following pages for more information!



Lieferung & Zahlungsart

siehe unsere [Liefer- und Versandbedingungen](#)

Zuschläge

- Mindermengenzuschlag
- Trockeneiszuschlag
- Gefahrgutzuschlag
- Expressversand

SZABO-SCANDIC HandelsgmbH

Quellenstraße 110, A-1100 Wien

T. +43(0)1 489 3961-0

F. +43(0)1 489 3961-7

mail@szabo-scandic.com

www.szabo-scandic.com

[linkedin.com/company/szaboscandic](https://www.linkedin.com/company/szaboscandic) 

ATR monoclonal antibody (M03), clone 1E9

Catalog # : H00000545-M03

規格 : [100 ug]

[List All](#)

Specification

Product Description: Mouse monoclonal antibody raised against a partial recombinant ATR.

Immunogen: ATR (NP_001175, 2545 a.a. ~ 2644 a.a) partial recombinant protein with GST tag. MW of the GST tag alone is 26 KDa.

Sequence: DQREPLMSVLKTFLLHDPLVEWSKPVKGGHASKAPLNETGEVNEKAKTHVL
DIEQLRQGVIKTRNRVTGLPLSIEGHVHYLIQEATDENLLCQMYLGWTPY
M

Host: Mouse

Reactivity: Human

Isotype: IgG1 Kappa

Quality Control Testing: Antibody Reactive Against Recombinant Protein.

Storage Buffer: In 1x PBS, pH 7.4

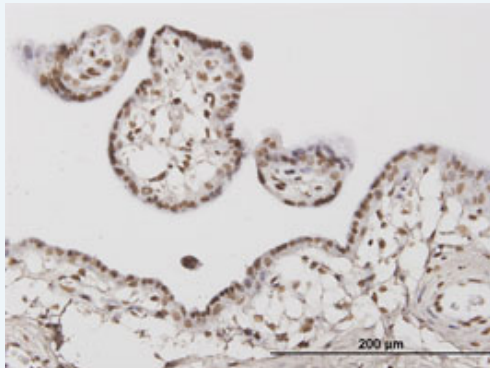
Storage Instruction: Store at -20°C or lower. Aliquot to avoid repeated freezing and thawing.


MSDS:  [Download](#)

Datasheet:  [Download](#)

Applications

Immunohistochemistry (Formalin/PFA-fixed paraffin-embedded sections)



 [enlarge this image](#)

Immunoperoxidase of monoclonal antibody to ATR on formalin-fixed paraffin-embedded human placenta. [antibody concentration 3 ug/ml]

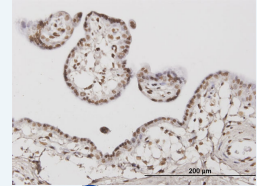
 [Protocol Download](#)


ELISA

Gene Information

Application Image

Immunohistochemistry
(Formalin/PFA-fixed paraffin-
embedded sections)



 [enlarge](#)

ELISA

Entrez GeneID: [545](#)

GeneBank [NM_001184](#)
Accession#:

Protein [NP_001175](#)
Accession#:

Gene Name: ATR

Gene Alias: FRP1,MEC1,SCKL,SCKL1

Gene Description: ataxia telangiectasia and Rad3 related

Omim ID: [210600](#), [601215](#)

Gene Ontology: [Hyperlink](#)

Other Designations: FRAP-related protein-1,MEC1, mitosis entry checkpoint 1, homolog,Rad3 related protein,ataxia telangiectasia and Rad3 related protein,protein kinase ATR

Gene Pathway

[Cell cycle p53 signaling pathway](#)

Related Disease

[Adenocarcinoma](#) [Ataxia telangiectasia](#) [Atherosclerosis](#) [Breast cancer](#) [Breast Neoplasms](#) [Carcinoma, Endometrioid](#) [Carcinoma, Non-Small-Cell Lung](#) [Carcinoma, Pancreatic Ductal](#) [Cleft Lip](#) [Cleft Palate](#) [Colon cancer](#) [Colonic Neoplasms](#) [Coronary Disease](#) [DNA Damage](#) [Endometrial Neoplasms](#) [Esophageal Neoplasms](#) [Genetic Predisposition to Disease](#) [Hypertension](#) [Hypertrophy, Left Ventricular](#)

... see more

[服務條款](#) | [隱私權政策](#) | [著作及商標](#) | [網站地圖](#)

©2016 亞諾法生技股份有限公司 Abnova Corporation. 版權所有.