



# SZABO SCANDIC

Part of Europa Biosite

## Produktinformation



Forschungsprodukte & Biochemikalien



Zellkultur & Verbrauchsmaterial



Diagnostik & molekulare Diagnostik



Laborgeräte & Service

Weitere Information auf den folgenden Seiten!  
See the following pages for more information!



### Lieferung & Zahlungsart

siehe unsere [Liefer- und Versandbedingungen](#)

### Zuschläge

- Mindermengenzuschlag
- Trockeneiszuschlag
- Gefahrgutzuschlag
- Expressversand

### SZABO-SCANDIC HandelsgmbH

Quellenstraße 110, A-1100 Wien

T. +43(0)1 489 3961-0

F. +43(0)1 489 3961-7

[mail@szabo-scandic.com](mailto:mail@szabo-scandic.com)

[www.szabo-scandic.com](http://www.szabo-scandic.com)

[linkedin.com/company/szaboscandic](https://www.linkedin.com/company/szaboscandic) 

## AVPR1A monoclonal antibody (M07), clone 7B8

Catalog # : H00000552-M07

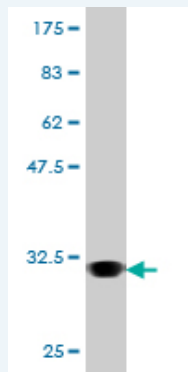
規格 : [ 100 ug ]

List All

### Specification

|                             |  |
|-----------------------------|--|
| <b>Product Description:</b> | Mouse monoclonal antibody raised against a partial recombinant AVPR1A.   |
| <b>Immunogen:</b>           | AVPR1A (NP_000697, 1 a.a. ~ 52 a.a) partial recombinant protein with GST tag. MW of the GST tag alone is 26 KDa. |
| <b>Sequence:</b>            | MRLSAGPDAGPSGNSSPWWPLATGAGNTSREAEALGEGNGPPRDVRN EELAK  |
| <b>Host:</b>                | Mouse  |
| <b>Reactivity:</b>          | Human  |
| <b>Isotype:</b>             | IgG2a Kappa  |

**Quality Control Testing:** Antibody Reactive Against Recombinant Protein.



Western Blot detection against Immunogen (31.46 KDa) .

**Storage Buffer:** In 1x PBS, pH 7.4

**Storage Instruction:** Store at -20°C or lower. Aliquot to avoid repeated freezing and thawing.

**MSDS:** [Download](#)

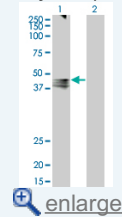
**Datasheet:** [Download](#)

### Applications

Western Blot (Transfected lysate)

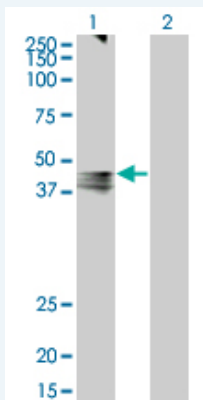
### Application Image

Western Blot (Transfected lysate)



Western Blot (Recombinant protein)


ELISA




Western Blot analysis of AVPR1A expression in transfected 293T cell line by AVPR1A monoclonal antibody (M07), clone 7B8.

Lane 1: AVPR1A transfected lysate(46.8 KDa).

Lane 2: Non-transfected lysate.

 [Protocol Download](#)

### Western Blot (Recombinant protein)

 [Protocol Download](#)

### ELISA

### Gene Information

Entrez GeneID: [552](#)

GeneBank [NM\\_000706](#)  
Accession#:

Protein [NP\\_000697](#)  
Accession#:

Gene Name: AVPR1A

Gene Alias: AVPR1

Gene [arginine vasopressin receptor 1A](#)  
Description:

Omim ID: [600821](#)

Gene Ontology: [Hyperlink](#)

**Gene Summary:** The protein encoded by this gene acts as receptor for arginine vasopressin. This receptor belongs to the subfamily of G-protein coupled receptors which includes AVPR1B, V2R and OXT receptors. Its activity is mediated by G proteins which stimulate a phosphatidylinositol-calcium second messenger system. The receptor mediates cell contraction and proliferation, platelet aggregation, release of coagulation factor and glycogenolysis. [provided by RefSeq]

**Other Designations:** SCCL vasopressin subtype 1a receptor, V1-vascular vasopressin receptor AVPR1A, V1a vasopressin receptor, antidiuretic hormone receptor 1A, vascular/hepatic-type arginine vasopressin receptor

### Gene Pathway

[Calcium signaling pathway](#) [Neuroactive ligand-receptor interaction](#)  
[Vascular smooth muscle contraction](#)

### Related Disease

[Anorexia Nervosa](#) [Antisocial Personality Disorder](#) [Aptitude Asperger Syndrome](#)

[Autistic Disorder](#) [Bulimia](#) [Cardiovascular Diseases](#) [Child Development Disorders](#), [Pervasive Creativeness](#) [Depressive Disorder](#), [Major Diabetes Mellitus](#), [Type 2 Disease Models](#), [Animal Edema](#) [Genetic Predisposition to Disease](#) [Habituation](#), [Psychophysiologic Hypertension](#) [Hypertriglyceridemia](#) [Mental Disorders](#) [Neuropsychological Tests](#)

**... see more**

---

[服務條款](#) | [隱私權政策](#) | [著作及商標](#) | [網站地圖](#)

©2016 亞諾法生技股份有限公司 Abnova Corporation. 版權所有.