



SZABO SCANDIC

Part of Europa Biosite

Produktinformation



Forschungsprodukte & Biochemikalien



Zellkultur & Verbrauchsmaterial



Diagnostik & molekulare Diagnostik



Laborgeräte & Service

Weitere Information auf den folgenden Seiten!
See the following pages for more information!



Lieferung & Zahlungsart

siehe unsere [Liefer- und Versandbedingungen](#)

Zuschläge

- Mindermengenzuschlag
- Trockeneiszuschlag
- Gefahrgutzuschlag
- Expressversand

SZABO-SCANDIC HandelsgmbH

Quellenstraße 110, A-1100 Wien

T. +43(0)1 489 3961-0

F. +43(0)1 489 3961-7

mail@szabo-scandic.com

www.szabo-scandic.com

[linkedin.com/company/szaboscandic](https://www.linkedin.com/company/szaboscandic) 

AXL purified MaxPab mouse polyclonal antibody (B01P) MaxPab®

Catalog # : H00000558-B01P

規格 : [50 ug]

[List All](#)

Specification

Product Description: Mouse polyclonal antibody raised against a full-length human AXL protein.

Immunogen: AXL (AAH32229.1, 1 a.a. ~ 894 a.a) full-length human protein.

Sequence:
 MAWRCPRMGRVPLAWCLALCGWACMAPRGTQAEESPFVGNPGNITG
 ARGLTGTLRCQLQVQGEPEVHWRDGGQILEADSTQTQVPLGEDEQ
 DDWIVSQLRITSLQLSDTGQYQCLVFLGHQTFVSQPGYVGLEGLPYFL
 EEPEDRTVAANTPFNLSCQAQGPPEPVDLLWLQDAVPLATAPGHGPQR
 SLHVPGLNKTSSFSCAHNAGVTTSTRATITVLPQQPRNLHLVSRQPT
 LEVAWTPGLSGIYPLTHCTLQAVLSDDGMGIQAGEPDPPEEPLTSQASV
 PPHQLRLGSLHPHTPYHIRVACTSSQGPSSWTHWLPVETPEGVPLGPPE
 NISATRNGSQAFVHWQEPRAPLQGTLLGYRLAYQGQDTPEVLMDIGLR
 QEVTLLELQGDGVSNTVCVAAYTAAGDGPWVSLVPLEAWRPGQAQP
 VHQLVKEPSTPAFSWPWWYVLLGAVVAAACVLILALFLVHRRKKETRYG
 EVFEPTVERGELVRYRVRKSYSRRTTEATLNSLGISEELKEKLRDVMMD
 RHKVALGKTLGEGEFGAVMEGQLNQDDSIKAVKTMKIAICTRSELEDF
 LSEAVCMKEFDHPNVMRLIGVCFQGSERESFPAPVVILPFMKHGDLSFL
 LYSRLGDQPVYLPQMLVKFMADIASGMEYLSTKRFIHRDLAARNCMLN
 ENMSVCVADFGLSKKIYNGDYRQGRIAKMPVKWIAIESLADRVTYSKSD
 VVSFGVTMWEIATRGQTPYPGVENSEIYDYLRRGNRLKQPADCLDGLY
 ALMSRCWELNPQDRPSFTELRDLENTLKALPPAQEPDEILYVNMDEGG
 GYPEPPGAAGGADPPTQDPKDCSCLTAAEVHPAGRYVLCPSSTPSP
 AQPADRGSPAAPGQEDGA

Host: Mouse

Reactivity: Human

Quality Control Testing: Antibody reactive against mammalian transfected lysate.

Storage Buffer: In 1x PBS, pH 7.4

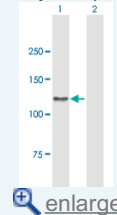
Storage Instruction: Store at -20°C or lower. Aliquot to avoid repeated freezing and thawing.

MSDS:  [Download](#)

Datasheet:  [Download](#)

Application Image

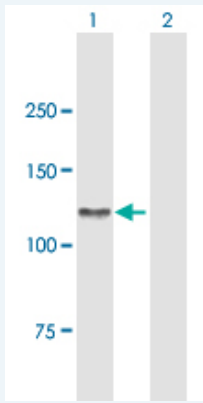
Western Blot (Transfected lysate)



 [enlarge](#)


Applications

Western Blot (Transfected lysate)



Western Blot analysis of AXL expression in transfected 293T cell line ([H00000558-T01](#)) by AXL MaxPab polyclonal antibody.

Lane 1: AXL transfected lysate(98.34 KDa).
Lane 2: Non-transfected lysate.

 [Protocol Download](#)

Gene Information

Entrez GeneID: [558](#)

GeneBank Accession#: [BC032229.1](#)

Protein Accession#: [AAH32229.1](#)

Gene Name: AXL

Gene Alias: JTK11,UFO

Gene Description: AXL receptor tyrosine kinase

Omim ID: [109135](#)

Gene Ontology: [Hyperlink](#)

Gene Summary: The protein encoded by this gene is a member of the receptor tyrosine kinase subfamily. Although it is similar to other receptor tyrosine kinases, this protein represents a unique structure of the extracellular region that juxtaposes IgL and FNIII repeats. It transduces signals from the extracellular matrix into the cytoplasm by binding growth factors like vitamin K-dependent protein growth-arrest-specific gene 6. It is involved in the stimulation of cell proliferation and can also mediate cell aggregation by homophilic binding. Alternatively spliced transcript variants encoding different isoforms have been identified. [provided by RefSeq]

Other Designations: AXL transforming sequence/gene, oncogene AXL

Related Disease

[Cardiovascular Diseases](#) [Carotid Artery Diseases](#) [Diabetes Mellitus, Type 2](#) [Edema](#) [Genetic Predisposition to Disease](#) [Stroke](#)