



SZABO SCANDIC

Part of Europa Biosite

Produktinformation



Forschungsprodukte & Biochemikalien



Zellkultur & Verbrauchsmaterial



Diagnostik & molekulare Diagnostik



Laborgeräte & Service

Weitere Information auf den folgenden Seiten!
See the following pages for more information!



Lieferung & Zahlungsart

siehe unsere [Liefer- und Versandbedingungen](#)

Zuschläge

- Mindermengenzuschlag
- Trockeneiszuschlag
- Gefahrgutzuschlag
- Expressversand

SZABO-SCANDIC HandelsgmbH

Quellenstraße 110, A-1100 Wien

T. +43(0)1 489 3961-0

F. +43(0)1 489 3961-7

mail@szabo-scandic.com

www.szabo-scandic.com

[linkedin.com/company/szaboscandic](https://www.linkedin.com/company/szaboscandic) 

AXL monoclonal antibody (M02), clone 6G1

Catalog # : H00000558-M02

規格 : [100 ug]

[List All](#)

Specification

Product Description: Mouse monoclonal antibody raised against a partial recombinant AXL.

Immunogen: AXL (AAH32229, 30 a.a. ~ 140 a.a) partial recombinant protein with GST tag. MW of the GST tag alone is 26 KDa.

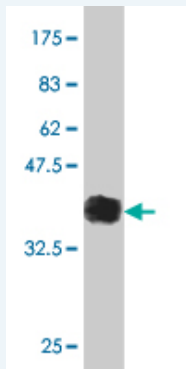
Sequence: TQAEESPFVGNPGNITGARGLTGTLRCQLQVQGEPPEVHWLRDQGILE
LADSTQTQVPLGEDEQDDWIVVSQLRITSLQLSDTGQYQCLVFLGHQT
FVSQPGYVGLEGLPY

Host: Mouse

Reactivity: Human

Isotype: IgG2a Kappa

Quality Control Testing: Antibody Reactive Against Recombinant Protein.



Western Blot detection against Immunogen (37.84 KDa) .

Storage Buffer: In 1x PBS, pH 7.4

Storage Instruction: Store at -20°C or lower. Aliquot to avoid repeated freezing and thawing.

MSDS: [Download](#)


Datasheet: [Download](#)

Applications

Western Blot (Cell lysate)

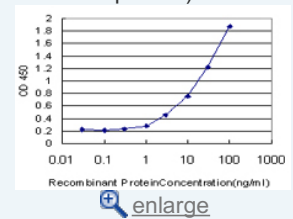
Application Image

Western Blot (Cell lysate)




Western Blot (Recombinant protein)

Sandwich ELISA (Recombinant protein)



ELISA



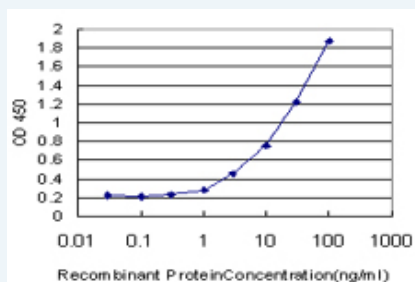
AXL monoclonal antibody (M02), clone 6G1 Western Blot analysis of AXL expression in HeLa (Cat # L013V1).

[Protocol Download](#)

Western Blot (Recombinant protein)

[Protocol Download](#)

Sandwich ELISA (Recombinant protein)



Detection limit for recombinant GST tagged AXL is approximately 1ng/ml as a capture antibody.

[Protocol Download](#)

ELISA

Gene Information

Entrez GeneID: [558](#)

GeneBank [BC032229](#)

Accession#:

Protein [AAH32229](#)

Accession#:

Gene Name: AXL

Gene Alias: JTK11,UFO

Gene Description: AXL receptor tyrosine kinase

Description:

Omim ID: [109135](#)

Gene Ontology: [Hyperlink](#)

Gene Summary: The protein encoded by this gene is a member of the receptor tyrosine kinase subfamily. Although it is similar to other receptor tyrosine kinases, this protein represents a unique structure of the extracellular region that juxtaposes IgL and FNIII repeats. It transduces signals from the extracellular matrix into the cytoplasm by binding growth factors like vitamin K-dependent protein growth-arrest-specific gene 6. It is involved in the stimulation of cell proliferation and can also mediate cell aggregation by homophilic binding. Alternatively spliced transcript variants encoding different isoforms have been identified. [provided by

RefSeq

Other AXL transforming sequence/gene, oncogene AXL

Designations:

Related Disease

[Cardiovascular Diseases](#) [Carotid Artery Diseases](#) [Diabetes Mellitus, Type 2](#) [Edema](#)
[Genetic Predisposition to Disease](#) [Stroke](#)

[服務條款](#) | [隱私權政策](#) | [著作及商標](#) | [網站地圖](#)

©2016 亞諾法生技股份有限公司 Abnova Corporation. 版權所有.