



# SZABO SCANDIC

Part of Europa Biosite

## Produktinformation



Forschungsprodukte & Biochemikalien



Zellkultur & Verbrauchsmaterial



Diagnostik & molekulare Diagnostik



Laborgeräte & Service

Weitere Information auf den folgenden Seiten!  
See the following pages for more information!



### Lieferung & Zahlungsart

siehe unsere [Liefer- und Versandbedingungen](#)

### Zuschläge

- Mindermengenzuschlag
- Trockeneiszuschlag
- Gefahrgutzuschlag
- Expressversand

### SZABO-SCANDIC HandelsgmbH

Quellenstraße 110, A-1100 Wien

T. +43(0)1 489 3961-0

F. +43(0)1 489 3961-7

[mail@szabo-scandic.com](mailto:mail@szabo-scandic.com)

[www.szabo-scandic.com](http://www.szabo-scandic.com)

[linkedin.com/company/szaboscandic](https://www.linkedin.com/company/szaboscandic) 



## AZGP1 purified MaxPab mouse polyclonal antibody (B01P) MaxPab®

Catalog # : H00000563-B01P

規格 : [ 50 ug ]


List All


### Specification

<b>Product Description:</b>	Mouse polyclonal antibody raised against a full-length human AZGP1 protein.
<b>Immunogen:</b>	AZGP1 (AAH33830, 22 a.a. ~ 298 a.a) full-length human protein.
<b>Sequence:</b>	ENQGGRYSLTYITGLSKHVEDVPAFQALGSLNDLQFFRYNSKDRKSQP MGLWRQVEGMEDWKQDSQLQKAREDIFMETLKDIVEYYNDSNGSHVLQ GRFGCEIENNRSSGAFWKYYYDGKDYIEFNKEIPAWVPFDPAQAQITKQK WEAEPVYVQRAKAYLEEECPATLRKYLKYSKNILDRQDPPSVVVTSHQA PGEKKLKLCLAYDFYPGKIDVHWTRAGEVQPELRGBDLHNGNGTYQS VVVVAVPPQDTAPYSCHVQHSSLAQPLVGPWEAS
<b>Host:</b>	Mouse
<b>Reactivity:</b>	Human
<b>Quality Control Testing:</b>	Antibody reactive against mammalian transfected lysate.
<b>Storage Buffer:</b>	In 1x PBS, pH 7.4
<b>Storage Instruction:</b>	Store at -20°C or lower. Aliquot to avoid repeated freezing and thawing.
<b>MSDS:</b>	 <a href="#">Download</a>
<b>Datasheet:</b>	 <a href="#">Download</a>

### Application Image

Western Blot (Transfected lysate)



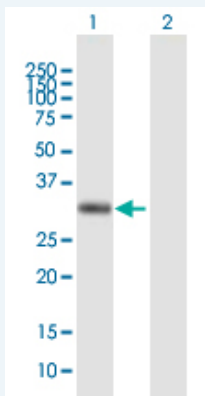
 enlarge

### Publication Reference

1. [Differential proteomics analysis of amniotic fluid in pregnancies of increased nuchal translucency with normal karyotype.](#)  
Cheng PJ, Wang TH, Huang SY, Kao CC, Lu JH, Hsiao CH, Steven Shaw SW. *Prenat Diagn.* 2011 Feb 10. doi: 10.1002 /pd.2719. [Epub ahead of print]

### Applications

#### Western Blot (Transfected lysate)



Western Blot analysis of AZGP1 expression in transfected 293T cell line ([H00000563-T02](#)) by AZGP1 MaxPab polyclonal antibody.

Lane 1: AZGP1 transfected lysate(32.89 KDa).  
Lane 2: Non-transfected lysate.

 [Protocol Download](#)

---

### Gene Information

---

**Entrez GeneID:** [563](#)

---

**GeneBank  
Accession#:** [BC033830](#)

---

**Protein  
Accession#:** [AAH33830](#)

---

**Gene Name:** AZGP1

---

**Gene Alias:** ZA2G,ZAG

---

**Gene  
Description:** alpha-2-glycoprotein 1, zinc-binding

---

**Omim ID:** [194460](#)

---

**Gene Ontology:** [Hyperlink](#)

---

**Other  
Designations:** Alpha-2-glycoprotein, zinc,Zn-alpha2-glycoprotein,alpha-2-glycoprotein  
1, zinc

---

---

[服務條款](#) | [隱私權政策](#) | [著作及商標](#) | [網站地圖](#)

©2016 亞諾法生技股份有限公司 Abnova Corporation. 版權所有.