



SZABO SCANDIC

Part of Europa Biosite

Produktinformation



Forschungsprodukte & Biochemikalien



Zellkultur & Verbrauchsmaterial



Diagnostik & molekulare Diagnostik



Laborgeräte & Service

Weitere Information auf den folgenden Seiten!
See the following pages for more information!



Lieferung & Zahlungsart

siehe unsere [Liefer- und Versandbedingungen](#)

Zuschläge

- Mindermengenzuschlag
- Trockeneiszuschlag
- Gefahrgutzuschlag
- Expressversand

SZABO-SCANDIC HandelsgmbH

Quellenstraße 110, A-1100 Wien

T. +43(0)1 489 3961-0

F. +43(0)1 489 3961-7

mail@szabo-scandic.com

www.szabo-scandic.com

[linkedin.com/company/szaboscandic](https://www.linkedin.com/company/szaboscandic) 

BBS1 polyclonal antibody (A01)

Catalog # : H00000582-A01

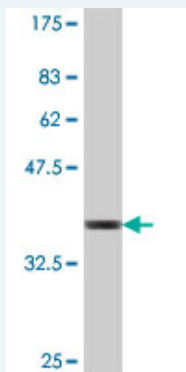
規格 : [50 uL]

List All

Specification

Product Description:	Mouse polyclonal antibody raised against a partial recombinant BBS1.
Immunogen:	BBS1 (NP_078925, 187 a.a. ~ 295 a.a) partial recombinant protein with GST tag.
Sequence:	NQHKSNSIKRQTVITMTTLKKNLADEDAVSCLVLGTENKELLVLDPEAFT ILAKMSLPSVPVFLEVSGQFDVEFRLAAACRNGNIYLRRDSKHPKYCIELS AQPVGL
Host:	Mouse
Reactivity:	Human

Quality Control Testing: Antibody Reactive Against Recombinant Protein.



Western Blot detection against Immunogen (38.1 KDa) .

Storage Buffer: 50 % glycerol

Storage Instruction: Store at -20°C or lower. Aliquot to avoid repeated freezing and thawing.

MSDS: [Download](#)

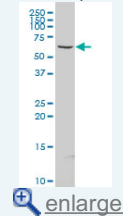
Datasheet: [Download](#)

Applications

Western Blot (Cell lysate)

Application Image

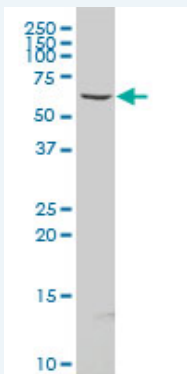
Western Blot (Cell lysate)



[enlarge](#)

Western Blot (Recombinant protein)

ELISA



BBS1 polyclonal antibody (A01), Lot # 060614JCS1 Western Blot analysis of BBS1 expression in U-2 OS (Cat # L022V1).

 [Protocol Download](#)

Western Blot (Recombinant protein)

 [Protocol Download](#)

ELISA

Gene Information

Entrez GeneID: [582](#)

GeneBank Accession#: [NM_024649](#)

Protein Accession#: [NP_078925](#)

Gene Name: BBS1

Gene Alias: BBS2L2,FLJ23590,MGC126183,MGC126184,MGC51114

Gene Description: Bardet-Biedl syndrome 1

Omim ID: [209900](#), [209901](#)

Gene Ontology: [Hyperlink](#)

Gene Summary: Mutations in this gene have been observed in patients with the major form (type 1) of Bardet-Biedl syndrome. The encoded protein may play a role in eye, limb, cardiac and reproductive system development. [provided by RefSeq]

Other Designations: -

Related Disease

[Bardet-Biedl Syndrome](#) [Genetic Predisposition to Disease](#) [Obesity](#) [Obesity](#) [Retinal Diseases](#)