



# SZABO SCANDIC

Part of Europa Biosite

## Produktinformation



Forschungsprodukte & Biochemikalien



Zellkultur & Verbrauchsmaterial



Diagnostik & molekulare Diagnostik



Laborgeräte & Service

Weitere Information auf den folgenden Seiten!  
See the following pages for more information!



### Lieferung & Zahlungsart

siehe unsere [Liefer- und Versandbedingungen](#)

### Zuschläge

- Mindermengenzuschlag
- Trockeneiszuschlag
- Gefahrgutzuschlag
- Expressversand

### SZABO-SCANDIC HandelsgmbH

Quellenstraße 110, A-1100 Wien

T. +43(0)1 489 3961-0

F. +43(0)1 489 3961-7

[mail@szabo-scandic.com](mailto:mail@szabo-scandic.com)

[www.szabo-scandic.com](http://www.szabo-scandic.com)

[linkedin.com/company/szaboscandic](https://www.linkedin.com/company/szaboscandic) 

# BCAT2 purified MaxPab mouse polyclonal antibody (B01P) MaxPab®

Catalog # : H00000587-B01P

規格 : [ 50 ug ]

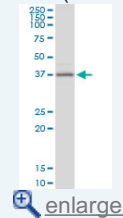
[List All](#)

## Specification

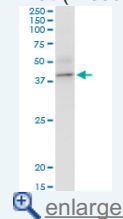
|                                 |  |
|---------------------------------|--|
| <b>Product Description:</b>     | Mouse polyclonal antibody raised against a full-length human BCAT2 protein.  |
| <b>Immunogen:</b>               | BCAT2 (NP_001181.2, 1 a.a. ~ 392 a.a) full-length human protein.   |
| <b>Sequence:</b>                | MAAAALGQIWARLKSVPWLLCGPRRYASSSFKAADLQLEMTQKPHKK<br>PGPGEPLVFGKFTFDHMLMVEWNDKGGWGPRIQPFQNLTLHPASSSLH<br>YSLQLFEGMKAFKGGKDDQQVRLFRPWLNMDRMLRSAMRLCLPSFDKLEL<br>LECIRRLIEVDKDWVPDAAGTSLYVRPVLIGNEPSLGVSQPTRALLFVILC<br>PVGAYFPGGSVTPVSLLDPAFIRAWWGGVGNKLGNYGPTVLVQQE<br>ALKRGCEQVLWLYGPDHQLTEVGTMNIFVYWTHEDGVLELVTPPLNGVI<br>LPGVWRQSLDMAQTWGEFRVVERTITMKQLLRALEEGRVREVFSGST<br>ACQVCPVHRILYKDRNLHIPTMENGPELILRFQKELKEIQYGIRAEHWMFV |
| <b>Host:</b>                    | Mouse  |
| <b>Reactivity:</b>              | Human  |
| <b>Quality Control Testing:</b> | Antibody reactive against mammalian transfected lysate.  |
| <b>Storage Buffer:</b>          | In 1x PBS, pH 7.4  |
| <b>Storage Instruction:</b>     | Store at -20°C or lower. Aliquot to avoid repeated freezing and thawing.   |
| <b>MSDS:</b>                    | <a href="#">Download</a>   |
| <b>Datasheet:</b>               | <a href="#">Download</a>   |

## Application Image

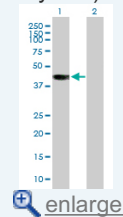
Western Blot (Tissue lysate)



Western Blot (Tissue lysate)

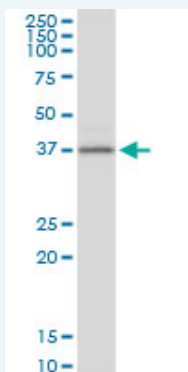


Western Blot (Transfected lysate)



## Applications

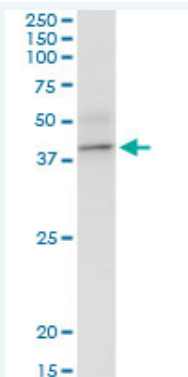
Western Blot (Tissue lysate)



BCAT2 MaxPab polyclonal antibody. Western Blot analysis of BCAT2 expression in human pancreas.

[Protocol Download](#)

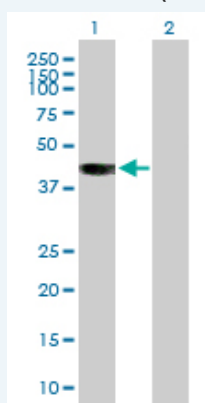
Western Blot (Tissue lysate)



BCAT2 MaxPab polyclonal antibody. Western Blot analysis of BCAT2 expression in human placenta.

 [Protocol Download](#)

#### Western Blot (Transfected lysate)



Western Blot analysis of BCAT2 expression in transfected 293T cell line ([H00000587-T01](#)) by BCAT2 MaxPab polyclonal antibody.

Lane 1: BCAT2 transfected lysate(43.12 KDa).

Lane 2: Non-transfected lysate.

 [Protocol Download](#)

#### Gene Information

Entrez GeneID: [587](#)

GeneBank [NM\\_001190.2](#)

Accession#:

Protein [NP\\_001181.2](#)

Accession#:

Gene Name: BCAT2

Gene Alias: BCAM,BCT2

Gene Description: branched chain aminotransferase 2, mitochondrial

Omim ID: [113530](#)

Gene Ontology: [Hyperlink](#)

**Gene Summary:** This gene encodes a branched chain aminotransferase found in mitochondria. The encoded protein forms a dimer that catalyzes the first step in the production of the branched chain amino acids leucine, isoleucine, and valine. Multiple transcript variants encoding different isoforms have been found for this gene. [provided by RefSeq]

Other -

## Designations:

---

### Gene Pathway

---

Biosynthesis of alkaloids derived from histidine and purine

Biosynthesis of alkaloids derived from shikimate pathway Metabolic pathways

Pantothenate and CoA biosynthesis Valine, leucine and isoleucine biosynthesis

Valine, leucine and isoleucine degradation

---

[服務條款](#) | [隱私權政策](#) | [著作及商標](#) | [網站地圖](#)

©2016 亞諾法生技股份有限公司 Abnova Corporation. 版權所有.