



SZABO SCANDIC

Part of Europa Biosite

Produktinformation



Forschungsprodukte & Biochemikalien



Zellkultur & Verbrauchsmaterial



Diagnostik & molekulare Diagnostik



Laborgeräte & Service

Weitere Information auf den folgenden Seiten!
See the following pages for more information!



Lieferung & Zahlungsart

siehe unsere [Liefer- und Versandbedingungen](#)

Zuschläge

- Mindermengenzuschlag
- Trockeneiszuschlag
- Gefahrgutzuschlag
- Expressversand

SZABO-SCANDIC HandelsgmbH

Quellenstraße 110, A-1100 Wien

T. +43(0)1 489 3961-0

F. +43(0)1 489 3961-7

mail@szabo-scandic.com

www.szabo-scandic.com

[linkedin.com/company/szaboscandic](https://www.linkedin.com/company/szaboscandic) 

BCAT2 purified MaxPab rabbit polyclonal antibody (D01P) MaxPab®

Catalog # : H00000587-D01P

規格 : [100 ug]

[List All](#)

Specification

Product Description: Rabbit polyclonal antibody raised against a full-length human BCAT2 protein.

Immunogen: BCAT2 (NP_001181.2, 1 a.a. ~ 392 a.a) full-length human protein.

Sequence:
 MAAAALGQIWARLKSVPWLLCGPRRYASSSFKAADLQLEMTQKPHKK
 PGPGEPLVFGKTFDTHMLMVEWNDKGGWGPRIQPFQNLTLHPASSSLH
 YSLQLFEGMKAFKGDQQVRLFRPWLNMDRMLRSAMRLCLPSFDKLEL
 LECIRRLIEVDKDWVPDAAGTSLYVRPVLIGNEPSLGVSQPTRALLFVILC
 PVGAYFPGGSVTPVSLLDPAFIRAWWGGVGNKLGNYGPTVLVQQE
 ALKRGCEQVLWLYGPDHQLTEVGTMNIFVYWTHEDGVLELVTPLNGVI
 LPGVVRQSLDMAQTWGEFRVVERTITMKQLLRALEEGRVREVFSGST
 ACQVCPVHRILYKDRNLHIPTMENGPELILRFQKELKEIQYGIRAEHWMFV

Host: Rabbit

Reactivity: Human

Quality Control Testing: Antibody reactive against mammalian transfected lysate.

Storage Buffer: In 1x PBS, pH 7.4

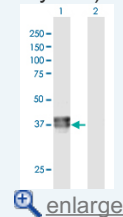
Storage Instruction: Store at -20°C or lower. Aliquot to avoid repeated freezing and thawing.


MSDS:  [Download](#)

Datasheet:  [Download](#)

Application Image

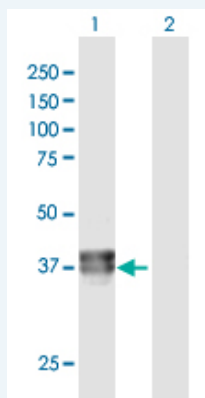
Western Blot (Transfected lysate)



 [enlarge](#)

Applications

Western Blot (Transfected lysate)



Western Blot analysis of BCAT2 expression in transfected 293T cell line ([H00000587-T02](#)) by BCAT2 MaxPab polyclonal antibody.

Lane 1: BCAT2 transfected lysate(44.30 KDa).

Lane 2: Non-transfected lysate.

Gene Information

Entrez GeneID: [587](#)

**GeneBank
Accession#:** [NM_001190.2](#)

**Protein
Accession#:** [NP_001181.2](#)

Gene Name: BCAT2

Gene Alias: BCAM,BCT2

**Gene
Description:** branched chain aminotransferase 2, mitochondrial

Omim ID: [113530](#)

Gene Ontology: [Hyperlink](#)

Gene Summary: This gene encodes a branched chain aminotransferase found in mitochondria. The encoded protein forms a dimer that catalyzes the first step in the production of the branched chain amino acids leucine, isoleucine, and valine. Multiple transcript variants encoding different isoforms have been found for this gene. [provided by RefSeq]

**Other
Designations:** -

Gene Pathway

[Biosynthesis of alkaloids derived from histidine and purine](#)

[Biosynthesis of alkaloids derived from shikimate pathway](#) [Metabolic pathways](#)

[Pantothenate and CoA biosynthesis](#) [Valine, leucine and isoleucine biosynthesis](#)

[Valine, leucine and isoleucine degradation](#)