



# SZABO SCANDIC

Part of Europa Biosite

## Produktinformation



Forschungsprodukte & Biochemikalien



Zellkultur & Verbrauchsmaterial



Diagnostik & molekulare Diagnostik



Laborgeräte & Service

Weitere Information auf den folgenden Seiten!  
See the following pages for more information!



### Lieferung & Zahlungsart

siehe unsere [Liefer- und Versandbedingungen](#)

### Zuschläge

- Mindermengenzuschlag
- Trockeneiszuschlag
- Gefahrgutzuschlag
- Expressversand

### SZABO-SCANDIC HandelsgmbH

Quellenstraße 110, A-1100 Wien

T. +43(0)1 489 3961-0

F. +43(0)1 489 3961-7

[mail@szabo-scandic.com](mailto:mail@szabo-scandic.com)

[www.szabo-scandic.com](http://www.szabo-scandic.com)

[linkedin.com/company/szaboscandic](https://www.linkedin.com/company/szaboscandic) 

## TNFRSF17 monoclonal antibody (M06), clone 3H6

Catalog # : H00000608-M06

規格 : [ 100 ug ]

[List All](#)

### Specification

**Product Description:** Mouse monoclonal antibody raised against a full-length recombinant TNFRSF17.

**Immunogen:** TNFRSF17 (AAH58291, 1 a.a. ~ 184 a.a) full-length recombinant protein with GST tag. MW of the GST tag alone is 26 KDa.

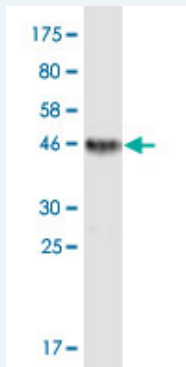
**Sequence:**  
MLQMAGQCSQNEYFDSLHACIPCQLRCSSNTPPLTCQRYCNASVTNS  
VKGTNAILWTCLGLSLIISLAVFVLMFLLRKISSEPLEDEFKNTGSGLLGMA  
NIDLEKSRTGDEIILPRGLETVVEECTCEDCIKSKPKVDSHCFPLPAMEE  
GATILVTTKTNDYCKSLPAALSATEIEKSISAR

**Host:** Mouse

**Reactivity:** Human

**Isotype:** IgG1 Kappa

**Quality Control Testing:** Antibody Reactive Against Recombinant Protein.



Western Blot detection against Immunogen (45.98 KDa) .

**Storage Buffer:** In 1x PBS, pH 7.4

**Storage Instruction:** Store at -20°C or lower. Aliquot to avoid repeated freezing and thawing.

**MSDS:** [Download](#)

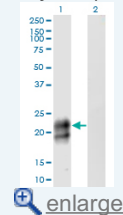
**Datasheet:** [Download](#)

### Applications

Western Blot (Transfected lysate)

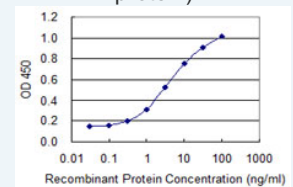
### Application Image

Western Blot (Transfected lysate)



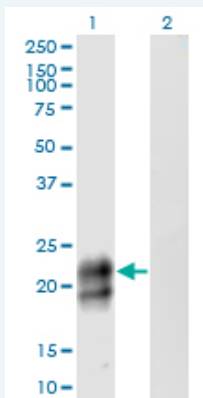
Western Blot (Recombinant protein)

Sandwich ELISA (Recombinant protein)



[enlarge](#)

ELISA



Western Blot analysis of TNFRSF17 expression in transfected 293T cell line by TNFRSF17 monoclonal antibody (M06), clone 3H6.

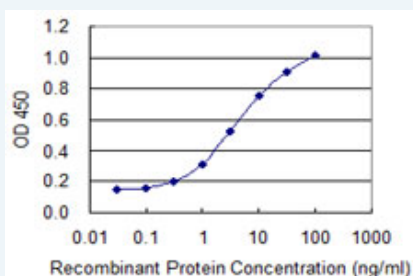
Lane 1: TNFRSF17 transfected lysate(20.1 KDa).  
Lane 2: Non-transfected lysate.

[Protocol Download](#)

### Western Blot (Recombinant protein)

[Protocol Download](#)

### Sandwich ELISA (Recombinant protein)



Detection limit for recombinant GST tagged TNFRSF17 is 0.1 ng/ml as a capture antibody.

[Protocol Download](#)

### ELISA

### Gene Information

Entrez GeneID: [608](#)

GeneBank [BC058291](#)

Accession#:

Protein [AAH58291](#)

Accession#:

Gene Name: TNFRSF17

Gene Alias: BCM,BCMA,CD269

Gene Description: tumor necrosis factor receptor superfamily, member 17

Omim ID: [109545](#)

Gene Ontology: [Hyperlink](#)

**Gene Summary:** The protein encoded by this gene is a member of the TNF-receptor superfamily. This receptor is preferentially expressed in mature B lymphocytes, and may be important for B cell development and autoimmune response. This receptor has been shown to specifically bind to the tumor necrosis factor (ligand) superfamily, member 13b (TNFSF13B/TALL-1/BAFF), and to lead to NF-kappaB and MAPK8/JNK

activation. This receptor also binds to various TRAF family members, and thus may transduce signals for cell survival and proliferation. [provided by RefSeq]

---

**Other** B cell maturation antigen, B-cell maturation  
**Designations:** factor, OTTHUMP00000160261

---

### Gene Pathway

---

[Cytokine-cytokine receptor interaction](#)

### Related Disease

---

[Arthritis](#), [Rheumatoid Arthritis](#), [Asthma](#), [Colitis](#), [Ulcerative Crohn Disease](#),  
[Genetic Predisposition to Disease](#), [Hematologic Diseases](#), [Kidney Failure](#), [Chronic](#),  
[Multiple Myeloma](#), [Occupational Diseases](#)

---

[服務條款](#) | [隱私權政策](#) | [著作及商標](#) | [網站地圖](#)

©2016 亞諾法生技股份有限公司 Abnova Corporation. 版權所有.