



SZABO SCANDIC

Part of Europa Biosite

Produktinformation



Forschungsprodukte & Biochemikalien



Zellkultur & Verbrauchsmaterial



Diagnostik & molekulare Diagnostik



Laborgeräte & Service

Weitere Information auf den folgenden Seiten!
See the following pages for more information!



Lieferung & Zahlungsart

siehe unsere [Liefer- und Versandbedingungen](#)

Zuschläge

- Mindermengenzuschlag
- Trockeneiszuschlag
- Gefahrgutzuschlag
- Expressversand

SZABO-SCANDIC HandelsgmbH

Quellenstraße 110, A-1100 Wien

T. +43(0)1 489 3961-0

F. +43(0)1 489 3961-7

mail@szabo-scandic.com

www.szabo-scandic.com

[linkedin.com/company/szaboscandic](https://www.linkedin.com/company/szaboscandic)

BDH1 purified MaxPab mouse polyclonal antibody (B01P) MaxPab®

Catalog # : H00000622-B01P

規格 : [50 ug]

[List All](#)

Specification

Product Description: Mouse polyclonal antibody raised against a full-length human BDH1 protein.

Immunogen: BDH1 (NP_004042.1, 1 a.a. ~ 343 a.a) full-length human protein.

Sequence:
 MLATRLSRPLSRLPGKTL S ACDRENGARRPLLLGSTSFIPIGRRRTYASAA
 EPVGSKAVLVTGCDSGFGFSLAKHLHSGFLV FAGCLMKDKGHDGVKE
 LDSLNSDRLRTVQLNVCSS EEEVKEW EIVRSSLKDPEKGMWGLVNNAGIS
 TFGEVEFTSLETYKQVAEVLWGTVRMTKSFLPI RRAKGRVWNIS SML
 GRMANPARSPYCITKFGVEAFSDCLRYEMYPLGVKVS VVEPGNFIAATSL
 YSPESIQAIKKMWEELPEVVRKDYGKKYFDEKIAKMETYCSSGSTDTSP
 VIDAVTHALTATTPYTRYHPMDYYW WLRMQIMTHLPGAISDMIYIR

Host: Mouse

Reactivity: Human

Quality Control Testing: Antibody reactive against mammalian transfected lysate.

Storage Buffer: In 1x PBS, pH 7.4

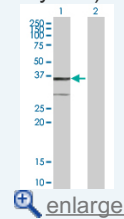
Storage Instruction: Store at -20°C or lower. Aliquot to avoid repeated freezing and thawing.

MSDS:  [Download](#)

Datasheet:  [Download](#)

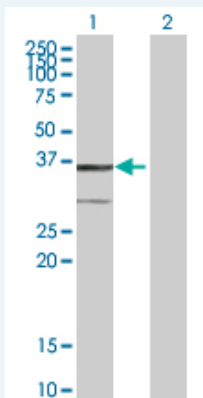
Application Image

Western Blot (Transfected lysate)



Applications


Western Blot (Transfected lysate)



Western Blot analysis of BDH1 expression in transfected 293T cell line (H00000622-T01) by BDH1 MaxPab polyclonal antibody.

Lane 1: BDH1 transfected lysate(37.73 KDa).

Lane 2: Non-transfected lysate.

 [Protocol Download](#)

Gene Information

Entrez GeneID: [622](#)

**GeneBank
Accession#:** [NM_004051.4](#)

**Protein
Accession#:** [NP_004042.1](#)

Gene Name: BDH1

Gene Alias: BDH,MGC2723,MGC4347,MGC9788,SDR9C1

**Gene
Description:** 3-hydroxybutyrate dehydrogenase, type 1

Omim ID: [603063](#)

Gene Ontology: [Hyperlink](#)

Gene Summary: This gene encodes a member of the short-chain dehydrogenase/reductase gene family. The encoded protein forms a homotetrameric lipid-requiring enzyme of the mitochondrial membrane and has a specific requirement for phosphatidylcholine for optimal enzymatic activity. The encoded protein catalyzes the interconversion of acetoacetate and (R)-3-hydroxybutyrate, the two major ketone bodies produced during fatty acid catabolism. Alternatively spliced transcript variants encoding the same protein have been described. [provided by RefSeq]

**Other
Designations:** (R)-3-hydroxybutyrate dehydrogenase,3-hydroxybutyrate dehydrogenase,3-hydroxybutyrate dehydrogenase (heart, mitochondrial),D-beta-hydroxybutyrate dehydrogenase, mitochondrial,short chain dehydrogenase/reductase family 9C, member 1

Gene Pathway

[Butanoate metabolism](#) [Metabolic pathways](#) [Synthesis and degradation of ketone bodies](#)

[服務條款](#) | [隱私權政策](#) | [著作及商標](#) | [網站地圖](#)

©2016 亞諾法生技股份有限公司 Abnova Corporation. 版權所有.