



SZABO SCANDIC

Part of Europa Biosite

Produktinformation



Forschungsprodukte & Biochemikalien



Zellkultur & Verbrauchsmaterial



Diagnostik & molekulare Diagnostik



Laborgeräte & Service

Weitere Information auf den folgenden Seiten!
See the following pages for more information!



Lieferung & Zahlungsart

siehe unsere [Liefer- und Versandbedingungen](#)

Zuschläge

- Mindermengenzuschlag
- Trockeneiszuschlag
- Gefahrgutzuschlag
- Expressversand

SZABO-SCANDIC HandelsgmbH

Quellenstraße 110, A-1100 Wien

T. +43(0)1 489 3961-0

F. +43(0)1 489 3961-7

mail@szabo-scandic.com

www.szabo-scandic.com

[linkedin.com/company/szaboscandic](https://www.linkedin.com/company/szaboscandic) 

BDNF purified MaxPab mouse polyclonal antibody (B01P) MaxPab®

Catalog # : H00000627-B01P

規格 : [50 ug]

List All

Specification

Product Description: Mouse polyclonal antibody raised against a full-length human BDNF protein.

Immunogen: BDNF (AAH29795, 1 a.a. ~ 247 a.a) full-length human protein.

Sequence:
 MTILFLTMVISYFGCMKAAPMKEANIRGQGGLAYPGVIRTHGTLESVNGP
 KAGSRGLTSLADTFEHMIEELLDEDQKVRPNEENNKDADLYTSRVMSS
 QVPLEPPLLFLL EYKNYLDANMSMRVRRHSDPARRGELSVCD SISEW
 VTAADKKTAVDMSGGTVTVLEKVPVSKGQLKQYFYKTKCNPMGYAKEG
 CRGIDKRHWNSQCRTTQSYVRALTMSKSKRIGWRFIRIDTSCVCTLTIKR
 GR

Host: Mouse

Reactivity: Human, Mouse

Quality Control Testing: Antibody reactive against mammalian transfected lysate.

Storage Buffer: In 1x PBS, pH 7.4

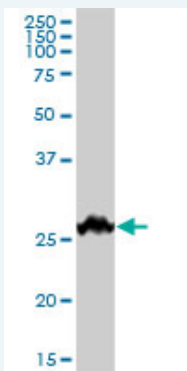
Storage Instruction: Store at -20°C or lower. Aliquot to avoid repeated freezing and thawing.

MSDS:  [Download](#)

Datasheet:  [Download](#)

Applications

Western Blot (Cell lysate)



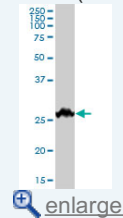
BDNF MaxPab polyclonal antibody. Western Blot analysis of BDNF expression in NIH/3T3.

 [Protocol Download](#)

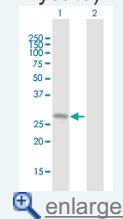
Western Blot (Transfected lysate)


Application Image

Western Blot (Cell lysate)



Western Blot (Transfected lysate)





Western Blot analysis of BDNF expression in transfected 293T cell line ([H00000627-T01](#)) by BDNF MaxPab polyclonal antibody.

Lane 1: BDNF transfected lysate(27.28 KDa).

Lane 2: Non-transfected lysate.

 [Protocol Download](#)

Gene Information

Entrez GeneID: [627](#)

GeneBank [BC029795](#)

Accession#:

Protein [AAH29795](#)

Accession#:

Gene Name: BDNF

Gene Alias: MGC34632

Gene brain-derived neurotrophic factor

Description:

Omim ID: [113505](#), [164230](#), [209880](#), [606788](#), [607499](#)

Gene Ontology: [Hyperlink](#)

Gene Summary: The protein encoded by this gene is a member of the nerve growth factor family. It is induced by cortical neurons, and is necessary for survival of striatal neurons in the brain. Expression of this gene is reduced in both Alzheimer's and Huntington disease patients. This gene may play a role in the regulation of stress response and in the biology of mood disorders. Multiple transcript variants encoding distinct isoforms have been described for this gene. [provided by RefSeq]

Other neurotrophin

Designations:

Gene Pathway

[Huntington's disease](#) [MAPK signaling pathway](#) [Neurotrophin signaling pathway](#)

Related Disease

[Agoraphobia](#) [Akathisia](#), [Drug-Induced Alcoholism](#) [Alzheimer Disease](#) [Alzheimer disease](#) [Amnesia](#) [Amnesia, Transient Global](#) [Amphetamine-Related Disorders](#) [Angina](#), [Unstable](#) [Anorexia](#) [Anorexia Nervosa](#) [Anoxia](#) [Anxiety Disorders](#) [Arousal](#) [Asperger Syndrome](#) [Asthma](#) [Asthma](#) [Atherosclerosis](#) [Atrophy](#)

... see more

