



# SZABO SCANDIC

Part of Europa Biosite

## Produktinformation



Forschungsprodukte & Biochemikalien



Zellkultur & Verbrauchsmaterial



Diagnostik & molekulare Diagnostik



Laborgeräte & Service

Weitere Information auf den folgenden Seiten!  
See the following pages for more information!



### Lieferung & Zahlungsart

siehe unsere [Liefer- und Versandbedingungen](#)

### Zuschläge

- Mindermengenzuschlag
- Trockeneiszuschlag
- Gefahrgutzuschlag
- Expressversand

### SZABO-SCANDIC HandelsgmbH

Quellenstraße 110, A-1100 Wien

T. +43(0)1 489 3961-0

F. +43(0)1 489 3961-7

[mail@szabo-scandic.com](mailto:mail@szabo-scandic.com)

[www.szabo-scandic.com](http://www.szabo-scandic.com)

[linkedin.com/company/szaboscandic](https://www.linkedin.com/company/szaboscandic) 

## BDNF purified MaxPab mouse polyclonal antibody (B02P) MaxPab®

Catalog # : H00000627-B02P

規格 : [ 50 ug ]

[List All](#)

### Specification

**Product Description:** Mouse polyclonal antibody raised against a full-length human BDNF protein.

**Immunogen:** BDNF (NP\_733927.1, 1 a.a. ~ 255 a.a) full-length human protein.

**Sequence:**  
 MFHQVRRVMTILFLTMVISYFGCMKAAPMKEANIRGQGGLAYPGVTRTHG  
 TLESVNGPKAGSRGLTSLADTFEHVIEELLDEDQKVRPNEENNKDADLYT  
 SRVMLSSQVPLEPPLFLLEEYKNYLDAANMSMRVRRHSDPARRGELSV  
 CDSISEWWTAADKKTAVDMSGGTVTVLEKVPVSKGQLKQYFYETKCNP  
 MGYTKEGCRGIDKRHWNSQCRTTQSYVRALTMDSKKRIGWRFIRIDTSC  
 VCTLTIKRGR

**Host:** Mouse

**Reactivity:** Human

**Quality Control Testing:** Antibody reactive against mammalian transfected lysate.

**Storage Buffer:** In 1x PBS, pH 7.4

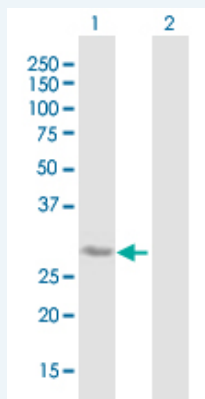
**Storage Instruction:** Store at -20°C or lower. Aliquot to avoid repeated freezing and thawing.

**MSDS:** [Download](#)

**Datasheet:** [Download](#)

### Applications

#### Western Blot (Transfected lysate)



Western Blot analysis of BDNF expression in transfected 293T cell line (H00000627-T02) by BDNF MaxPab polyclonal antibody.

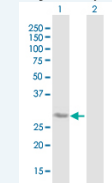
Lane 1: BDNF transfected lysate(28.05 KDa).  
 Lane 2: Non-transfected lysate.

[Protocol Download](#)

#### Immunofluorescence

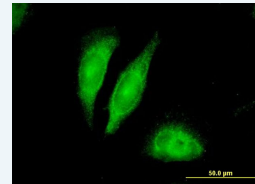
### Application Image

#### Western Blot (Transfected lysate)

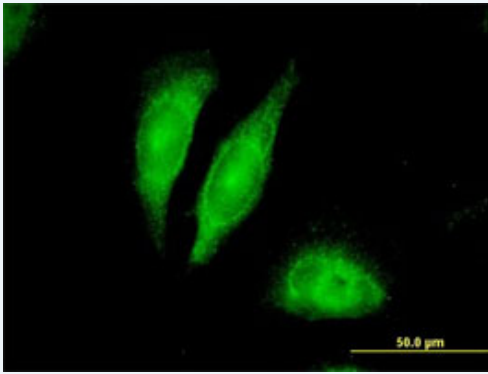


[enlarge](#)

#### Immunofluorescence



[enlarge](#)



[enlarge this image](#)

Immunofluorescence of purified MaxPab antibody to BDNF on HeLa cell. [antibody concentration 10 ug/ml]

 [Protocol Download](#)

## Gene Information

Entrez GeneID: [627](#)

GeneBank [NM\\_170731](#)  
Accession#:

Protein [NP\\_733927.1](#)  
Accession#:

Gene Name: BDNF

Gene Alias: MGC34632

Gene Description: brain-derived neurotrophic factor

Omim ID: [113505](#), [164230](#), [209880](#), [606788](#), [607499](#)

Gene Ontology: [Hyperlink](#)

**Gene Summary:** The protein encoded by this gene is a member of the nerve growth factor family. It is induced by cortical neurons, and is necessary for survival of striatal neurons in the brain. Expression of this gene is reduced in both Alzheimer's and Huntington disease patients. This gene may play a role in the regulation of stress response and in the biology of mood disorders. Multiple transcript variants encoding distinct isoforms have been described for this gene. [provided by RefSeq]

Other Designations: neurotrophin

## Gene Pathway

[Huntington's disease](#) [MAPK signaling pathway](#) [Neurotrophin signaling pathway](#)

## Related Disease

[Agoraphobia](#) [Akathisia](#), [Drug-Induced Alcoholism](#) [Alzheimer Disease](#) [Alzheimer disease](#) [Amnesia](#) [Amnesia, Transient Global](#) [Amphetamine-Related Disorders](#) [Angina](#), [Unstable](#) [Anorexia](#) [Anorexia Nervosa](#) [Anoxia](#) [Anxiety Disorders](#) [Arousal](#) [Asperger Syndrome](#) [Asthma](#) [Asthma](#) [Atherosclerosis](#) [Atrophy](#)

[... see more](#)

