



# SZABO SCANDIC

Part of Europa Biosite

## Produktinformation



Forschungsprodukte & Biochemikalien



Zellkultur & Verbrauchsmaterial



Diagnostik & molekulare Diagnostik



Laborgeräte & Service

Weitere Information auf den folgenden Seiten!  
See the following pages for more information!



### Lieferung & Zahlungsart

siehe unsere [Liefer- und Versandbedingungen](#)

### Zuschläge

- Mindermengenzuschlag
- Trockeneiszuschlag
- Gefahrgutzuschlag
- Expressversand

### SZABO-SCANDIC HandelsgmbH

Quellenstraße 110, A-1100 Wien

T. +43(0)1 489 3961-0

F. +43(0)1 489 3961-7

[mail@szabo-scandic.com](mailto:mail@szabo-scandic.com)

[www.szabo-scandic.com](http://www.szabo-scandic.com)

[linkedin.com/company/szaboscandic](https://www.linkedin.com/company/szaboscandic) 

## BFSP1 monoclonal antibody (M02), clone 6B4

Catalog # : H00000631-M02

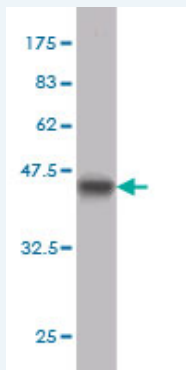
規格 : [ 100 ug ]

[List All](#)

### Specification

|                             |  |
|-----------------------------|--|
| <b>Product Description:</b> | Mouse monoclonal antibody raised against a partial recombinant BFSP1.  |
| <b>Immunogen:</b>           | BFSP1 (NP_001186, 567 a.a. ~ 664 a.a) partial recombinant protein with GST tag. MW of the GST tag alone is 26 KDa. |
| <b>Sequence:</b>            | EESRRPCAMVTPGAEEPSIPEPPKPAADQDGAEVLGTRSRSLPEKGPPK<br>ALAYKTVEVVESIEKISTESIQTYEETAVIVETMIGKTKSDKKKSGEKS             |
| <b>Host:</b>                | Mouse  |
| <b>Reactivity:</b>          | Human  |
| <b>Isotype:</b>             | IgG2a Kappa  |

**Quality Control Testing:** Antibody Reactive Against Recombinant Protein.



Western Blot detection against Immunogen (36.52 KDa) .

**Storage Buffer:** In 1x PBS, pH 7.4

**Storage Instruction:** Store at -20°C or lower. Aliquot to avoid repeated freezing and thawing.

**MSDS:** [Download](#)

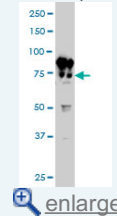
**Datasheet:** [Download](#)

### Applications

**Western Blot (Cell lysate)**

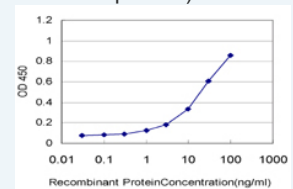
### Application Image

Western Blot (Cell lysate)

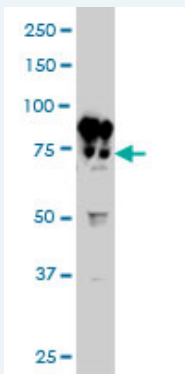


Western Blot (Recombinant protein)

Sandwich ELISA (Recombinant protein)



ELISA



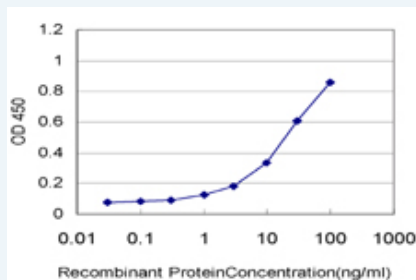
BFSP1 monoclonal antibody (M02), clone 6B4 Western Blot analysis of BFSP1 expression in HL-60 ( Cat # L014V1 ).

[Protocol Download](#)

#### Western Blot (Recombinant protein)

[Protocol Download](#)

#### Sandwich ELISA (Recombinant protein)



Detection limit for recombinant GST tagged BFSP1 is approximately 0.3ng/ml as a capture antibody.

[Protocol Download](#)

#### ELISA

#### Gene Information

Entrez GeneID: [631](#)

GeneBank Accession#: [NM\\_001195](#)

Protein Accession#: [NP\\_001186](#)

Gene Name: BFSP1

Gene Alias: CP115,CP94,FILENSIN,LIFL-H

Gene Description: beaded filament structural protein 1, filensin

Omim ID: [603307](#), [611391](#)

Gene Ontology: [Hyperlink](#)

**Gene Summary:** More than 99% of the vertebrate ocular lens is comprised of terminally differentiated lens fiber cells. Two lens-specific intermediate filament-like proteins, CP49 (also known as phakinin) and the protein product of this gene, filensin, are expressed only after fiber cell differentiation has begun. Both proteins are found in a structurally unique cytoskeletal element that is referred to as the beaded filament (BF). Mutations in this gene are the cause of autosomal recessive cortical juvenile-onset cataract. Multiple transcript variants encoding different isoforms have been found for this gene. [provided by RefSeq]

**Other** OTTHUMP00000030329,cytoskeletal protein, 115 KD,filensin  
**Designations:**

---

---

[服務條款](#) | [隱私權政策](#) | [著作及商標](#) | [網站地圖](#)

©2016 亞諾法生技股份有限公司 Abnova Corporation. 版權所有.