



SZABO SCANDIC

Part of Europa Biosite

Produktinformation



Forschungsprodukte & Biochemikalien



Zellkultur & Verbrauchsmaterial



Diagnostik & molekulare Diagnostik



Laborgeräte & Service

Weitere Information auf den folgenden Seiten!
See the following pages for more information!



Lieferung & Zahlungsart

siehe unsere [Liefer- und Versandbedingungen](#)

Zuschläge

- Mindermengenzuschlag
- Trockeneiszuschlag
- Gefahrgutzuschlag
- Expressversand

SZABO-SCANDIC HandelsgmbH

Quellenstraße 110, A-1100 Wien

T. +43(0)1 489 3961-0

F. +43(0)1 489 3961-7

mail@szabo-scandic.com

www.szabo-scandic.com

[linkedin.com/company/szaboscandic](https://www.linkedin.com/company/szaboscandic) 

BGLAP monoclonal antibody (M01), clone 2D4

Catalog # : H00000632-M01

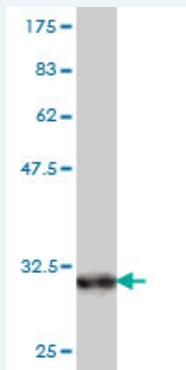
規格 : [100 ug]

[List All](#)

Specification

Product Description:	Mouse monoclonal antibody raised against a partial recombinant BGLAP.
Immunogen:	BGLAP (NP_954642, 52 a.a. ~ 100 a.a) partial recombinant protein with GST tag. MW of the GST tag alone is 26 KDa.
Sequence:	YLYQWLGA P VYPDPLEPRREVCELNPDCDELADHIGFQEAYRRFYGPV
Host:	Mouse
Reactivity:	Human
Isotype:	IgG1 lambda

Quality Control Testing: Antibody Reactive Against Recombinant Protein.



Western Blot detection against Immunogen (31.13 KDa) .

Storage Buffer: In 1x PBS, pH 7.4

Storage Instruction: Store at -20°C or lower. Aliquot to avoid repeated freezing and thawing.

MSDS: [Download](#)


Datasheet: [Download](#)

Applications

Western Blot (Transfected lysate)

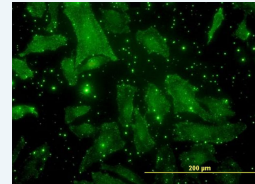
Application Image

Western Blot (Transfected lysate)

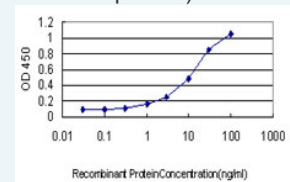


Western Blot (Recombinant protein)

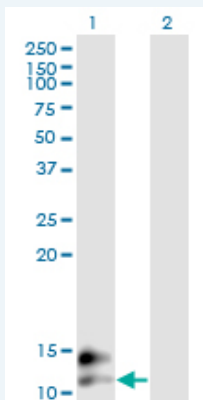
Immunofluorescence



Sandwich ELISA (Recombinant protein)



ELISA



Western Blot analysis of BGLAP expression in transfected 293T cell line by BGLAP monoclonal antibody (M01), clone 2D4.

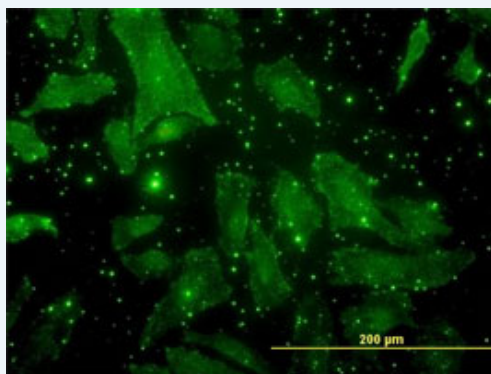
Lane 1: BGLAP transfected lysate(11 KDa).
Lane 2: Non-transfected lysate.

[Protocol Download](#)

Western Blot (Recombinant protein)

[Protocol Download](#)

Immunofluorescence

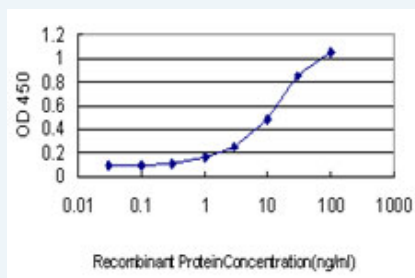


[enlarge this image](#)

Immunofluorescence of monoclonal antibody to BGLAP on HeLa cell . [antibody concentration 10 ug/ml]

[Protocol Download](#)

Sandwich ELISA (Recombinant protein)



Detection limit for recombinant GST tagged BGLAP is approximately 0.3ng/ml as a capture antibody.

[Protocol Download](#)

ELISA

Gene Information

Entrez GeneID: [632](#)

GeneBank [NM_199173](#)
Accession#:

Protein [NP_954642](#)
Accession#:

Gene Name: BGLAP

Gene Alias: BGP,OC,PMF1

Gene Description: bone gamma-carboxyglutamate (gla) protein

Omim ID: [112260](#)

Gene Ontology: [Hyperlink](#)

Other Designations: OTTHUMP00000016586,bone Gla protein,bone gamma-carboxyglutamate (gla) protein (osteocalcin),gamma-carboxyglutamic acid-containing protein,osteocalcin

Related Disease

[Alzheimer Disease](#) [Alzheimer disease](#) [Body Weight](#) [Bone Diseases, Metabolic](#) [Cardiovascular Diseases](#) [Diabetes Complications](#) [Diabetes Mellitus, Type 2](#) [Fluorosis, Dental](#) [Fractures, Bone](#) [Genetic Predisposition to Disease](#) [Hypertension](#) [Insulin Resistance](#) [Metabolic Syndrome X](#) [Neoplasms](#) [Osteonecrosis](#) [Osteoporosis](#) [Osteoporosis, Postmenopausal](#) [Prostate cancer](#) [Prostatic Neoplasms](#)

... see more

[服務條款](#) | [隱私權政策](#) | [著作及商標](#) | [網站地圖](#)

©2016 亞諾法生技股份有限公司 Abnova Corporation. 版權所有.