



# SZABO SCANDIC

Part of Europa Biosite

## Produktinformation



Forschungsprodukte & Biochemikalien



Zellkultur & Verbrauchsmaterial



Diagnostik & molekulare Diagnostik



Laborgeräte & Service

Weitere Information auf den folgenden Seiten!  
See the following pages for more information!



### Lieferung & Zahlungsart

siehe unsere [Liefer- und Versandbedingungen](#)

### Zuschläge

- Mindermengenzuschlag
- Trockeneiszuschlag
- Gefahrgutzuschlag
- Expressversand

### SZABO-SCANDIC HandelsgmbH

Quellenstraße 110, A-1100 Wien

T. +43(0)1 489 3961-0

F. +43(0)1 489 3961-7

[mail@szabo-scandic.com](mailto:mail@szabo-scandic.com)

[www.szabo-scandic.com](http://www.szabo-scandic.com)

[linkedin.com/company/szaboscandic](https://www.linkedin.com/company/szaboscandic) 

## CEACAM1 monoclonal antibody (M15), clone 2F6


Catalog # : H00000634-M15

規格 : [ 100 ug ]

[List All](#)

### Specification

<b>Product Description:</b>	Mouse monoclonal antibody raised against a full-length recombinant CEACAM1.
<b>Immunogen:</b>	CEACAM1 (AAH14473.1, 1 a.a. ~ 468 a.a) full-length recombinant protein with GST tag. MW of the GST tag alone is 26 KDa.
<b>Sequence:</b>	MGHLSAPLHRVRVPWQGLLLTASLLTFWNPPTTAQLTTESMPFNVAEG KEVLLLVHNL PQQFLGYSWYKGERVDGNRQIVGYAIGTQQATPGPANS GRETIYPNASLLIQNVTQNDTGFYTLQVIKSDLVNEEATGQFHVPELPKP SISSNNSNPVEDKDAVAFTCEPETQDTTYLWWINQSLPVSPRLQLSNG NRTLTL LSVTRNDTGPYECEIQNPVSANRSDPVTLNVTYGPDTPTISPSD TYRPGANLSLSCYAASNPPAQYWLINGTFQQSTQELFIPNITVNNSGS YTCHANNSVTGCNRTTVKTIIVTELSPVVAKPQIKASKTTVTGDKDSVNL CSTNDTGISIRWFFKNQSLPSSERMKLSQGNTTSLINPVKREDAGTYWC EVFNPISKNSDPIMLNVNYNALPQENGLSPGAIAGIVGVVALVALIAVALA CFLHFGKTRTTPMTHLTR
<b>Host:</b>	Mouse
<b>Reactivity:</b>	Human
<b>Isotype:</b>	IgG1 Kappa
<b>Quality Control Testing:</b>	Antibody Reactive Against Recombinant Protein.



Western Blot detection against Immunogen (77 KDa) .

**Storage Buffer:** In 1x PBS, pH 7.4

**Storage Instruction:** Store at -20°C or lower. Aliquot to avoid repeated freezing and thawing.

**MSDS:** [Download](#)

**Datasheet:** [Download](#)

### Applications

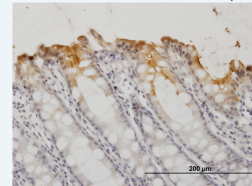
**Western Blot (Recombinant protein)**

[Protocol Download](#)

### Application Image

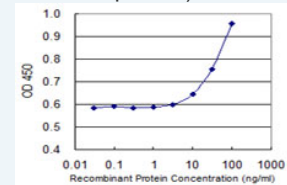
Western Blot (Recombinant protein)

Immunohistochemistry (Formalin/PFA-fixed paraffin-embedded sections)



[enlarge](#)

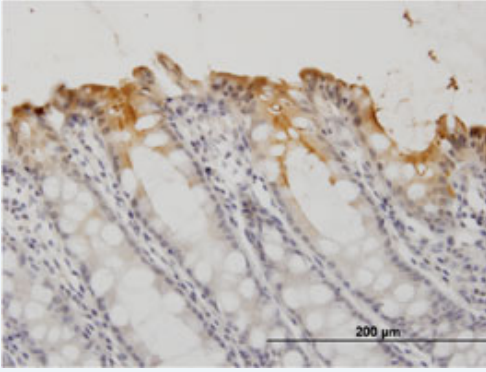
Sandwich ELISA (Recombinant protein)



[enlarge](#)

ELISA

## Immunohistochemistry (Formalin/PFA-fixed paraffin-embedded sections)

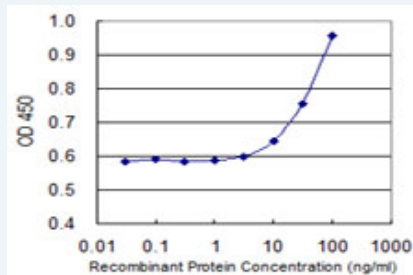


[enlarge this image](#)

Immunoperoxidase of monoclonal antibody to CEACAM1 on formalin-fixed paraffin-embedded human colon. [antibody concentration 3 ug/ml]

[Protocol Download](#)

## Sandwich ELISA (Recombinant protein)



Detection limit for recombinant GST tagged CEACAM1 is 3 ng/ml as a capture antibody.

[Protocol Download](#)

## ELISA

### Gene Information

Entrez GeneID: [634](#)

GeneBank [BC014473](#)

Accession#:

Protein [AAH14473.1](#)

Accession#:

Gene Name: CEACAM1

Gene Alias: BGP,BGP1,BGPI

Gene Description: carcinoembryonic antigen-related cell adhesion molecule 1 (biliary glycoprotein)

Omim ID: [109770](#)

Gene Ontology: [Hyperlink](#)

**Gene Summary:** This gene encodes a member of the carcinoembryonic antigen (CEA) gene family, which belongs to the immunoglobulin superfamily. Two subgroups of the CEA family, the CEA cell adhesion molecules and the pregnancy-specific glycoproteins, are located within a 1.2 Mb cluster on the long arm of chromosome 19. Eleven pseudogenes of the CEA cell adhesion molecule subgroup are also found in the cluster. The encoded protein was originally described in bile ducts of liver as biliary glycoprotein. Subsequently, it was found to be a cell-cell adhesion molecule detected on leukocytes, epithelia, and endothelia. The encoded protein mediates cell adhesion via homophilic as well as heterophilic binding to other proteins of the subgroup. Multiple cellular activities have been attributed to the encoded protein, including roles in

the differentiation and arrangement of tissue three-dimensional structure, angiogenesis, apoptosis, tumor suppression, metastasis, and the modulation of innate and adaptive immune responses. Multiple transcript variants encoding different isoforms have been reported, but the full-length nature of only two has been determined. [provided by RefSeq

---

**Other** CD66a antigen,antigen CD66,biliary glycoprotein adhesion  
**Designations:** molecule,carcinoembryonic antigen-related cell adhesion molecule 1

---

#### **Related Disease**

---

[Body Weight Diabetes Mellitus, Type 2 Genetic Predisposition to Disease](#)  
[Meningococcal Infections Metabolic Syndrome X Osteoporosis](#)

---

[服務條款](#) | [隱私權政策](#) | [著作及商標](#) | [網站地圖](#)

©2016 亞諾法生技股份有限公司 Abnova Corporation. 版權所有.