



SZABO SCANDIC

Part of Europa Biosite

Produktinformation



Forschungsprodukte & Biochemikalien



Zellkultur & Verbrauchsmaterial



Diagnostik & molekulare Diagnostik



Laborgeräte & Service

Weitere Information auf den folgenden Seiten!
See the following pages for more information!



Lieferung & Zahlungsart

siehe unsere [Liefer- und Versandbedingungen](#)

Zuschläge

- Mindermengenzuschlag
- Trockeneiszuschlag
- Gefahrgutzuschlag
- Expressversand

SZABO-SCANDIC HandelsgmbH

Quellenstraße 110, A-1100 Wien

T. +43(0)1 489 3961-0

F. +43(0)1 489 3961-7

mail@szabo-scandic.com

www.szabo-scandic.com

[linkedin.com/company/szaboscandic](https://www.linkedin.com/company/szaboscandic) 

BID monoclonal antibody (M03), clone 3E8-1B10

Catalog # : H00000637-M03

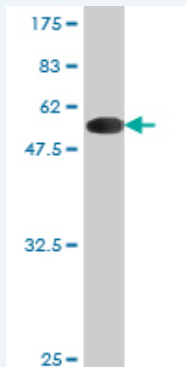
規格 : [100 ug]

[List All](#)

Specification

Product Description:	Mouse monoclonal antibody raised against a full-length recombinant BID.
Immunogen:	BID (AAH09197, 1 a.a. ~ 195 a.a) full-length recombinant protein with GST tag. MW of the GST tag alone is 26 KDa.
Sequence:	MDCEVNGSSLRDECITNLLVFGFLQSCSDNSFRRELDALGHELPVLAP QWEGYDELQTDGNRSSHSRLGRIEADSESQEDIIRNIARHLAQVGDMSD RSIPPGLVNGLALQLRNTSRSEEDRNRDLATALEQLLQAYPRDMEKEKT MLVLALLAKKVASHTPSLLRDVFHTTVNFINQLRITYVRSRLARNGMD
Host:	Mouse
Reactivity:	Human
Isotype:	IgG2a Kappa

Quality Control Testing: Antibody Reactive Against Recombinant Protein.



Western Blot detection against Immunogen (47.19 KDa) .

Storage Buffer: In 1x PBS, pH 7.4

Storage Instruction: Store at -20°C or lower. Aliquot to avoid repeated freezing and thawing.

MSDS: [Download](#)

Datasheet: [Download](#)

Applications

Western Blot (Recombinant protein)

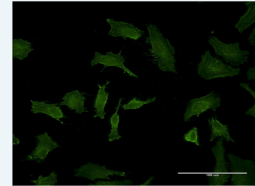
[Protocol Download](#)

Immunofluorescence

Application Image

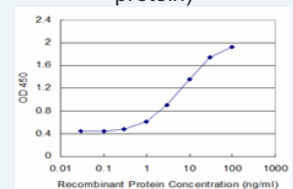
Western Blot (Recombinant protein)

Immunofluorescence



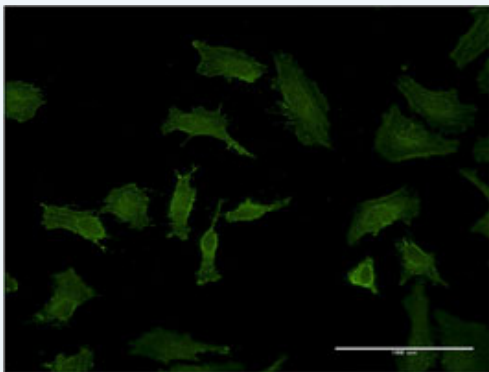
[enlarge](#)

Sandwich ELISA (Recombinant protein)



[enlarge](#)

ELISA

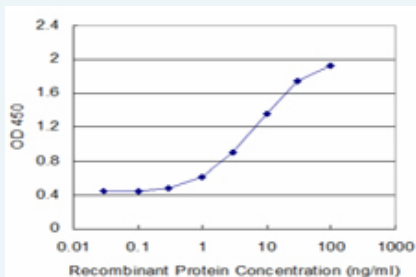


[enlarge this image](#)

Immunofluorescence of monoclonal antibody to BID on HeLa cell . [antibody concentration 10 ug/ml]

[Protocol Download](#)

Sandwich ELISA (Recombinant protein)



Detection limit for recombinant GST tagged BID is approximately 0.3ng/ml as a capture antibody.

[Protocol Download](#)

ELISA

Gene Information

Entrez GeneID: [637](#)

GeneBank Accession#: [BC009197](#)

Protein Accession#: [AAH09197](#)

Gene Name: BID

Gene Alias: FP497,MGC15319,MGC42355

Gene Description: BH3 interacting domain death agonist

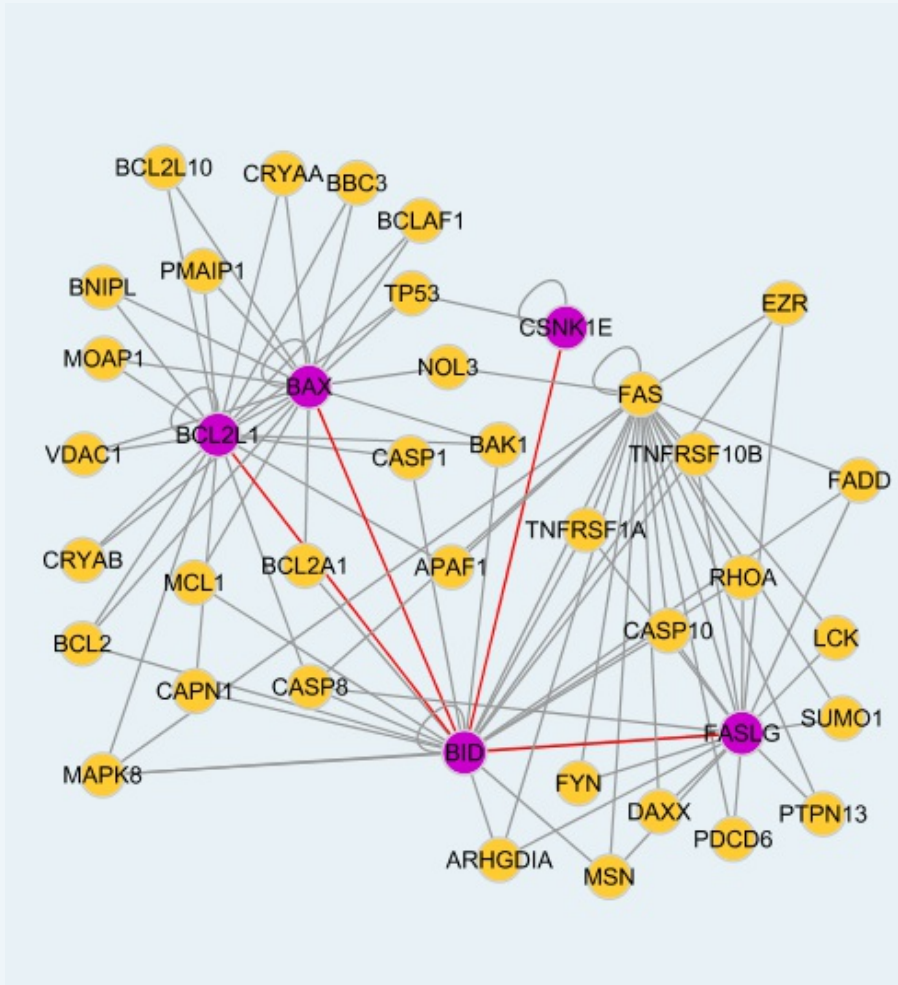
Omim ID: [601997](#)

Gene Ontology: [Hyperlink](#)

Gene Summary: This gene encodes a death agonist that heterodimerizes with either agonist BAX or antagonist BCL2. The encoded protein is a member of the BCL-2 family of cell death regulators. It is a mediator of mitochondrial damage induced by caspase-8 (CASP8); CASP8 cleaves this encoded protein, and the COOH-terminal part translocates to mitochondria where it triggers cytochrome c release. Multiple alternatively spliced transcript variants have been found, but the full-length nature of some variants has not been defined. [provided by RefSeq]

Other Designations: BH3-interacting domain death agonist,BID isoform ES(1b),BID isoform L(2),BID isoform Si6,Human BID coding

Interactome



Gene Pathway

[Alzheimer's disease](#) [Amyotrophic lateral sclerosis \(ALS\)](#) [Apoptosis](#)
[Natural killer cell mediated cytotoxicity](#) [p53 signaling pathway](#) [Pathways in cancer](#)

Related Disease

[Adenocarcinoma](#) [Breast cancer](#) [Breast Neoplasms](#) [Carcinoma, Ductal](#)
[Cardiovascular Diseases](#) [Clubfoot](#) [Colorectal Neoplasms](#) [Diabetes Mellitus, Type 1](#)
[Diabetes Mellitus, Type 2](#) [Diabetic Nephropathies](#) [Disease Progression](#) [Edema](#)
[Esophageal Neoplasms](#) [Genetic Predisposition to Disease](#) [Kidney Failure, Chronic](#)
[Lymphatic Metastasis](#) [Neoplasm Metastasis](#) [Stomach Neoplasms](#) [Tobacco Use Disorder](#)