



SZABO SCANDIC

Part of Europa Biosite

Produktinformation



Forschungsprodukte & Biochemikalien



Zellkultur & Verbrauchsmaterial



Diagnostik & molekulare Diagnostik



Laborgeräte & Service

Weitere Information auf den folgenden Seiten!
See the following pages for more information!



Lieferung & Zahlungsart

siehe unsere [Liefer- und Versandbedingungen](#)

Zuschläge

- Mindermengenzuschlag
- Trockeneiszuschlag
- Gefahrgutzuschlag
- Expressversand

SZABO-SCANDIC HandelsgmbH

Quellenstraße 110, A-1100 Wien

T. +43(0)1 489 3961-0

F. +43(0)1 489 3961-7

mail@szabo-scandic.com

www.szabo-scandic.com

[linkedin.com/company/szaboscandic](https://www.linkedin.com/company/szaboscandic) 

BIK monoclonal antibody (M01), clone 4G12

Catalog # : H00000638-M01

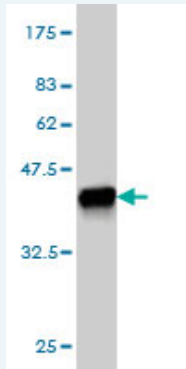
規格 : [100 ug]

[List All](#)

Specification

Product Description:	Mouse monoclonal antibody raised against a partial recombinant BIK.
Immunogen:	BIK (AAH01599, 37 a.a. ~ 136 a.a) partial recombinant protein with GST tag. MW of the GST tag alone is 26 KDa.
Sequence:	EDLDPMEDFDSLECEMEGSDALALRLACIGDEMDVSLRAPRLAQLSEVAM HSLGLAFIYDQTEDIRDLRSFMDGFTTLKENIMRFWRSPNPGSWWSCE QV
Host:	Mouse
Reactivity:	Human
Isotype:	IgG2a Kappa

Quality Control Testing: Antibody Reactive Against Recombinant Protein.



Western Blot detection against Immunogen (36.63 KDa) .

Storage Buffer: In 1x PBS, pH 7.4

Storage Instruction: Store at -20°C or lower. Aliquot to avoid repeated freezing and thawing.

MSDS: [Download](#)

Datasheet: [Download](#)

Applications

Western Blot (Recombinant protein)

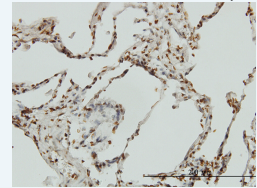
[Protocol Download](#)

Immunohistochemistry (Formalin/PFA-fixed paraffin-embedded sections)

Application Image

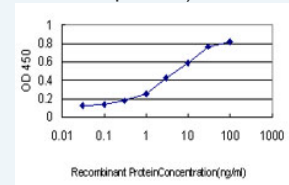
Western Blot (Recombinant protein)

Immunohistochemistry (Formalin/PFA-fixed paraffin-embedded sections)



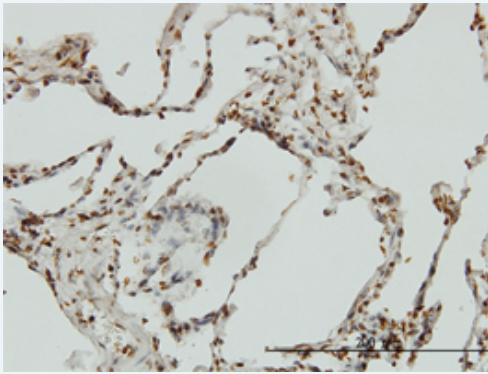
[enlarge](#)

Sandwich ELISA (Recombinant protein)



[enlarge](#)

ELISA

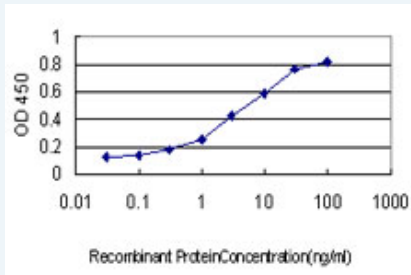


[enlarge this image](#)

Immunoperoxidase of monoclonal antibody to BIK on formalin-fixed paraffin-embedded human lung. [antibody concentration 3 ug/ml]

[Protocol Download](#)

Sandwich ELISA (Recombinant protein)



Detection limit for recombinant GST tagged BIK is approximately 0.03ng/ml as a capture antibody.

[Protocol Download](#)

ELISA

Gene Information

Entrez GeneID: [638](#)

GeneBank [BC001599](#)

Accession#:

Protein [AAH01599](#)

Accession#:

Gene Name: BIK

Gene Alias: BIP1, BP4, NBK

Gene Description: BCL2-interacting killer (apoptosis-inducing)

Description:

Omim ID: [603392](#)

Gene Ontology: [Hyperlink](#)

Gene Summary: The protein encoded by this gene is known to interact with cellular and viral survival-promoting proteins, such as BCL2 and the Epstein-Barr virus in order to enhance programmed cell death. Because its activity is suppressed in the presence of survival-promoting proteins, this protein is suggested as a likely target for antiapoptotic proteins. This protein shares a critical BH3 domain with other death-promoting proteins, BAX and BAK. [provided by RefSeq]

Other Designations: BCL2-interacting killer, OTTHUMP00000028974, apoptosis-inducing NBK

Related Disease

[Ataxia Telangiectasia](#) [Cardiovascular Diseases](#) [Diabetes Mellitus, Type 2](#)
[Disease Progression](#) [Disease Susceptibility](#) [Edema](#) [Genetic Predisposition to Disease](#)
[Lymphoma, Non-Hodgkin](#) [Prostatic Neoplasms](#) [Schizophrenia](#) [Schizophrenia](#)
[Tobacco Use Disorder](#)

[服務條款](#) | [隱私權政策](#) | [著作及商標](#) | [網站地圖](#)

©2016 亞諾法生技股份有限公司 Abnova Corporation. 版權所有.