



SZABO SCANDIC

Part of Europa Biosite

Produktinformation



Forschungsprodukte & Biochemikalien



Zellkultur & Verbrauchsmaterial



Diagnostik & molekulare Diagnostik



Laborgeräte & Service

Weitere Information auf den folgenden Seiten!
See the following pages for more information!



Lieferung & Zahlungsart

siehe unsere [Liefer- und Versandbedingungen](#)

Zuschläge

- Mindermengenzuschlag
- Trockeneiszuschlag
- Gefahrgutzuschlag
- Expressversand

SZABO-SCANDIC HandelsgmbH

Quellenstraße 110, A-1100 Wien

T. +43(0)1 489 3961-0

F. +43(0)1 489 3961-7

mail@szabo-scandic.com

www.szabo-scandic.com

[linkedin.com/company/szaboscandic](https://www.linkedin.com/company/szaboscandic) 



PRDM1 purified MaxPab rabbit polyclonal antibody (D03P) MaxPab®

Catalog # : H00000639-D03P

規格 : [100 ug]


[List All](#)

Specification

Product Description:	Rabbit polyclonal antibody raised against a full-length human PRDM1 protein.
Immunogen:	PRDM1 (NP_001189.1, 1 a.a. ~ 789 a.a) full-length human protein.
Sequence:	MKMDMEDADMTLWTEAEFEKCTYVNDHPWDSGADGGTSVQAEASL PRNLLFKYATNSEEIVGMSKEYIPKGRFGPLIGEIYTNDTVPKNANRKY FWRIYSRGELHHFIDGFNEEKSNWMRYVNPASPREQNLAAACQNGMNIY FYTIKPIPANQELLWYCRDFAERLHYPYPGELTMMNLTQTQSSLKQPST EKNELCPKNVPKREYSVKEILKLDSPSKGKDLYRSNISPLTSEKLDLDFR RRGSPMPFYPRVVYPIRAPLPEDFLKASLAYGIERPTYITRSPISSTTPS PSARSSPDQSLKSSSPHSSPGNTVSPVGPQSQEHRDSYAYLNASYGTE GLGSYPGYAPLPHLPPAFIPSYNAHYPKFLLPPYGMNCNGLSAVSSMNGI NNFGLFPRLCVYVSNLLGGGSLPHMNLNPTSLPSSLPDGGARRLLQPEH PREVLVPAPHSAFSFTGAAASMKDKACSPTS GSPTAGTAATAEHVQPK ATSAAMAAPSSDEAMNLIKRNMTGYKTLPYPLKKQNGKIKIYECNVCAK TFGQLSNLKVHLRVHSGERPFKCQTCNKGFTQLAHLQKHVHTGEKP HECQVCHKRFSSSTSNLKTHLRLHSGEKPYQCKVCPAKFTQFVHLKLHKR LHTRERPHKCSQCHKNYIHLCSLKVHLKGNCAAPAPGLPLEDLTRINEEI EKFDISDNADRLDVEDDISVISVVEKEILAVRKEKEETGLKVSLQRNMG NGLSSGCSLYESSDLPLMKLPPSNPLPLVPVKVQETVEPMDP
Host:	Rabbit
Reactivity:	Human
Quality Control Testing:	Antibody reactive against mammalian transfected lysate.
Storage Buffer:	In 1x PBS, pH 7.4
Storage Instruction:	Store at -20°C or lower. Aliquot to avoid repeated freezing and thawing.
MSDS:	 Download
Datasheet:	 Download

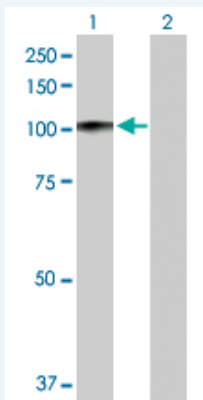
Application Image

Western Blot (Transfected lysate)



Applications

Western Blot (Transfected lysate)



Western Blot analysis of PRDM1 expression in transfected 293T cell line ([H00000639-T02](#)) by PRDM1 MaxPab polyclonal antibody.

Lane 1: PRDM1 transfected lysate(88 KDa).
Lane 2: Non-transfected lysate.

 [Protocol Download](#)

Gene Information

Entrez GeneID: [639](#)

GeneBank Accession#: [NM_001198.2](#)

Protein Accession#: [NP_001189.1](#)

Gene Name: PRDM1

Gene Alias: BLIMP1,MGC118922,MGC118923,MGC118924,MGC118925,PRDI-BF1

Gene Description: PR domain containing 1, with ZNF domain

Omim ID: [603423](#)

Gene Ontology: [Hyperlink](#)

Gene Summary: This gene encodes a protein that acts as a repressor of beta-interferon gene expression. The protein binds specifically to the PRDI (positive regulatory domain I element) of the beta-IFN gene promoter. Transcription of this gene increases upon virus induction. Two alternatively spliced transcript variants that encode different isoforms have been reported. [provided by RefSeq]

Other Designations: B-lymphocyte-induced maturation protein 1,OTTHUMP00000016918,PR-domain zinc finger protein 1,PRDI-binding factor-1,beta-interferon gene positive-regulatory domain I binding factor,positive regulatory domain I-binding factor 1

Related Disease

[Arthritis, Rheumatoid](#) [Crohn Disease](#) [Genetic Predisposition to Disease](#) [IgA Deficiency](#) [Inflammatory Bowel Diseases](#) [Kidney Failure, Chronic](#) [Lupus Erythematosus, Systemic](#) [Tobacco Use Disorder](#)