



SZABO SCANDIC

Part of Europa Biosite

Produktinformation



Forschungsprodukte & Biochemikalien



Zellkultur & Verbrauchsmaterial



Diagnostik & molekulare Diagnostik



Laborgeräte & Service

Weitere Information auf den folgenden Seiten!
See the following pages for more information!



Lieferung & Zahlungsart

siehe unsere [Liefer- und Versandbedingungen](#)

Zuschläge

- Mindermengenzuschlag
- Trockeneiszuschlag
- Gefahrgutzuschlag
- Expressversand

SZABO-SCANDIC HandelsgmbH

Quellenstraße 110, A-1100 Wien

T. +43(0)1 489 3961-0

F. +43(0)1 489 3961-7

mail@szabo-scandic.com

www.szabo-scandic.com

[linkedin.com/company/szaboscandic](https://www.linkedin.com/company/szaboscandic) 



PRDM1 monoclonal antibody (M08), clone 1F2

Catalog # : H00000639-M08

規格 : [100 ug]

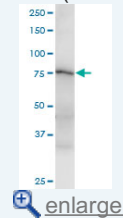
[List All](#)

Specification

| | |
|---------------------------------|--|
| Product Description: | Mouse monoclonal antibody raised against a full-length recombinant PRDM1. |
| Immunogen: | PRDM1 (NP_001189, 422 a.a. ~ 493 a.a) full-length recombinant protein with GST tag. MW of the GST tag alone is 26 KDa. |
| Sequence: | HPMLNPTSLPSSLPDGGARRLLQPEHPREVLVPAPHSASFSTGAAASKKDKACSPTSGSPTAGTAATAEHV |
| Host: | Mouse |
| Reactivity: | Human |
| Isotype: | IgG2a Kappa |
| Quality Control Testing: | Antibody Reactive Against Recombinant Protein. |
| Storage Buffer: | In 1x PBS, pH 7.4 |
| Storage Instruction: | Store at -20°C or lower. Aliquot to avoid repeated freezing and thawing. |
| MSDS: |  Download |
| Datasheet: |  Download |

Application Image

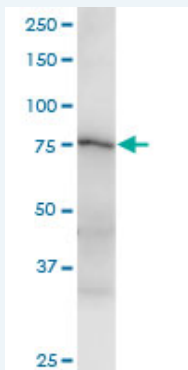
Western Blot (Tissue lysate)



ELISA

Applications

Western Blot (Tissue lysate)



PRDM1 monoclonal antibody (M08), clone 1F2. Western Blot analysis of PRDM1 expression in human liver.

 [Protocol Download](#)

ELISA

Gene Information

Entrez GeneID: [639](#)

GeneBank [NM_001198](#)

Accession#:

Protein [NP_001189](#)

Accession#:

Gene Name: PRDM1

Gene Alias: BLIMP1,MGC118922,MGC118923,MGC118924,MGC118925,PRDI-BF1

Gene Description: PR domain containing 1, with ZNF domain

Omim ID: [603423](#)

Gene Ontology: [Hyperlink](#)

Gene Summary: This gene encodes a protein that acts as a repressor of beta-interferon gene expression. The protein binds specifically to the PRDI (positive regulatory domain I element) of the beta-IFN gene promoter. Transcription of this gene increases upon virus induction. Two alternatively spliced transcript variants that encode different isoforms have been reported. [provided by RefSeq]

Other Designations: B-lymphocyte-induced maturation protein 1,OTTHUMP00000016918,PR-domain zinc finger protein 1,PRDI-binding factor-1,beta-interferon gene positive-regulatory domain I binding factor,positive regulatory domain I-binding factor 1

Related Disease

[Arthritis, Rheumatoid](#) [Crohn Disease](#) [Genetic Predisposition to Disease](#) [IgA Deficiency](#) [Inflammatory Bowel Diseases](#) [Kidney Failure, Chronic](#) [Lupus Erythematosus, Systemic](#) [Tobacco Use Disorder](#)

[服務條款](#) | [隱私權政策](#) | [著作及商標](#) | [網站地圖](#)

©2016 亞諾法生技股份有限公司 Abnova Corporation. 版權所有.