



# SZABO SCANDIC

Part of Europa Biosite

## Produktinformation



Forschungsprodukte & Biochemikalien



Zellkultur & Verbrauchsmaterial



Diagnostik & molekulare Diagnostik



Laborgeräte & Service

Weitere Information auf den folgenden Seiten!  
See the following pages for more information!



### Lieferung & Zahlungsart

siehe unsere [Liefer- und Versandbedingungen](#)

### Zuschläge

- Mindermengenzuschlag
- Trockeneiszuschlag
- Gefahrgutzuschlag
- Expressversand

### SZABO-SCANDIC HandelsgmbH

Quellenstraße 110, A-1100 Wien

T. +43(0)1 489 3961-0

F. +43(0)1 489 3961-7

[mail@szabo-scandic.com](mailto:mail@szabo-scandic.com)

[www.szabo-scandic.com](http://www.szabo-scandic.com)

[linkedin.com/company/szaboscandic](https://www.linkedin.com/company/szaboscandic) 



**BLK purified MaxPab mouse polyclonal antibody (B01P)** MaxPab®

Catalog # : H00000640-B01P

規格 : [ 50 ug ]

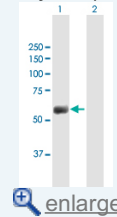
[List All](#)

**Specification**

<b>Product Description:</b>	Mouse polyclonal antibody raised against a full-length human BLK protein.
<b>Immunogen:</b>	BLK (NP_001706.2, 1 a.a. ~ 505 a.a) full-length human protein.
<b>Sequence:</b>	MGLVSSKKPDKEKPIKEKDKGQWSPLKVSAQDKDAPPLPPLVFNHLTP PPPDEHLDEDKHFVVALYDYTAMNDRDLQMLKGEKLQVLKGTGDWWL ARSLVTGREGYVPSNFVARVESLEMERWFFRSQGRKEAERQLLAPINKA GSFLIRESETNKGAFSLSVKDVTTQGELIKHYKIRCLDEGGYISPRITFPS LQALVQHYSKKGDGLCQRLTLPCVRPAPQNPWAQDEWEIPRQSLRLVLR KLGSGQFGEVWMGYKNNMKVAIKTLKEGTMSPFAFLGEANVMKALQH ERLVRLYAVVTKEPIYVTEYMARGCLLDFLKTDEGSRLSLPRLIDMSAQI AEGMAYIERMNSIHRDLRAANILVSEALCCKIADFGLARIIDSEYTAQEGAK FPIKWTAPEAIHFGVFTIKADVWSFGVLLMEVVTYGRVPYPGMSNPEVIR NLERGYRMPRPDTCPELYRGVIAECWRSRPEERPTFEFLQSVLEDFYT ATERQYELQP
<b>Host:</b>	Mouse
<b>Reactivity:</b>	Human
<b>Quality Control Testing:</b>	Antibody reactive against mammalian transfected lysate.
<b>Storage Buffer:</b>	In 1x PBS, pH 7.4
<b>Storage Instruction:</b>	Store at -20°C or lower. Aliquot to avoid repeated freezing and thawing.
<b>MSDS:</b>	 <a href="#">Download</a>
<b>Datasheet:</b>	 <a href="#">Download</a>

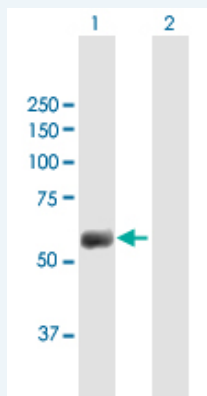
**Application Image**

Western Blot (Transfected lysate)



**Applications**

Western Blot (Transfected lysate)



Western Blot analysis of BLK expression in transfected 293T cell line (H00000640-T01) by BLK MaxPab polyclonal antibody.

Lane 1: BLK transfected lysate(55.55 KDa).

Lane 2: Non-transfected lysate.

 [Protocol Download](#)

---

### Gene Information

---

**Entrez GeneID:** [640](#)

**GeneBank  
Accession#:** [NM\\_001715.2](#)

**Protein  
Accession#:** [NP\\_001706.2](#)

**Gene Name:** BLK

**Gene Alias:** MGC10442

**Gene  
Description:** B lymphoid tyrosine kinase

**Omim ID:** [191305](#)

**Gene Ontology:** [Hyperlink](#)

**Other  
Designations:** BLK nonreceptor tyrosine kinase

---

### Related Disease

---

[Antiphospholipid Syndrome](#) [Arthritis, Rheumatoid](#) [Genetic Predisposition to Disease](#)  
[Giant Cell Arteritis](#) [Lupus Erythematosus, Systemic](#) [Scleroderma, Systemic](#)

---

[服務條款](#) | [隱私權政策](#) | [著作及商標](#) | [網站地圖](#)

©2016 亞諾法生技股份有限公司 Abnova Corporation. 版權所有.